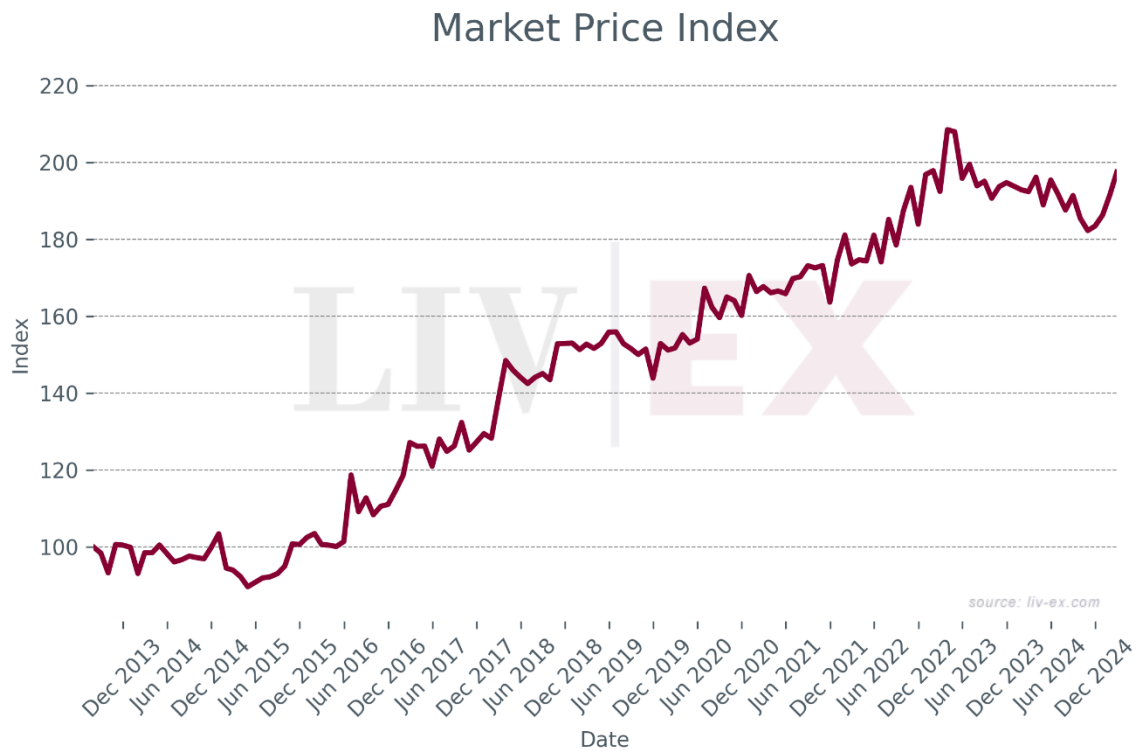
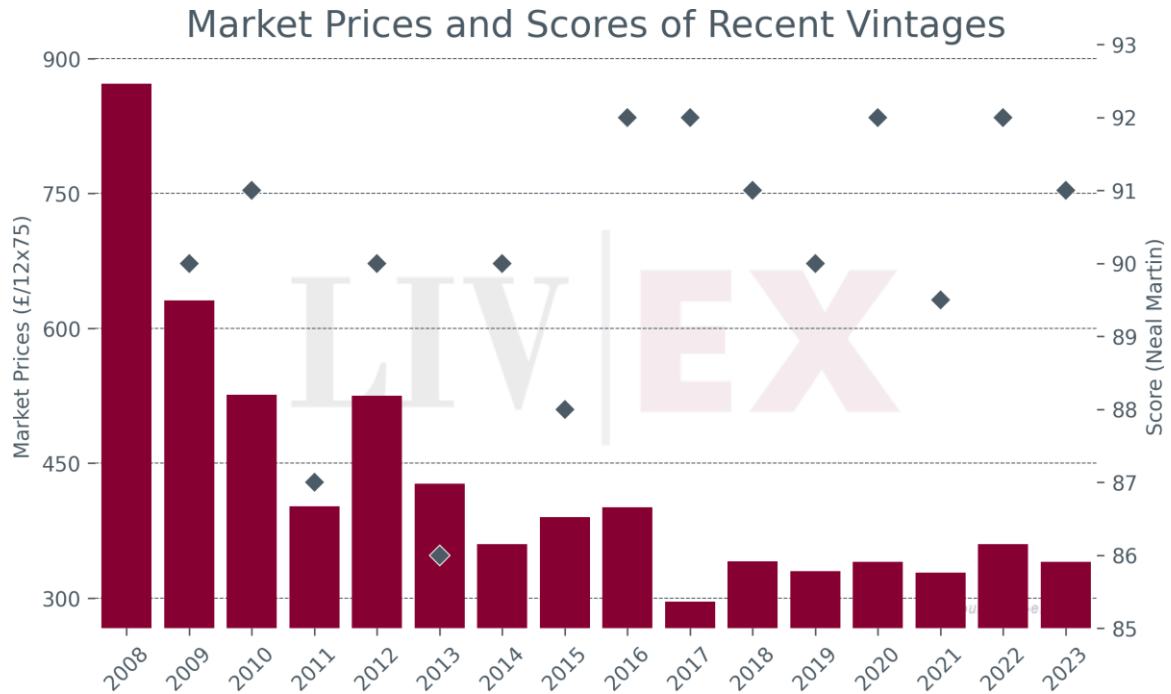
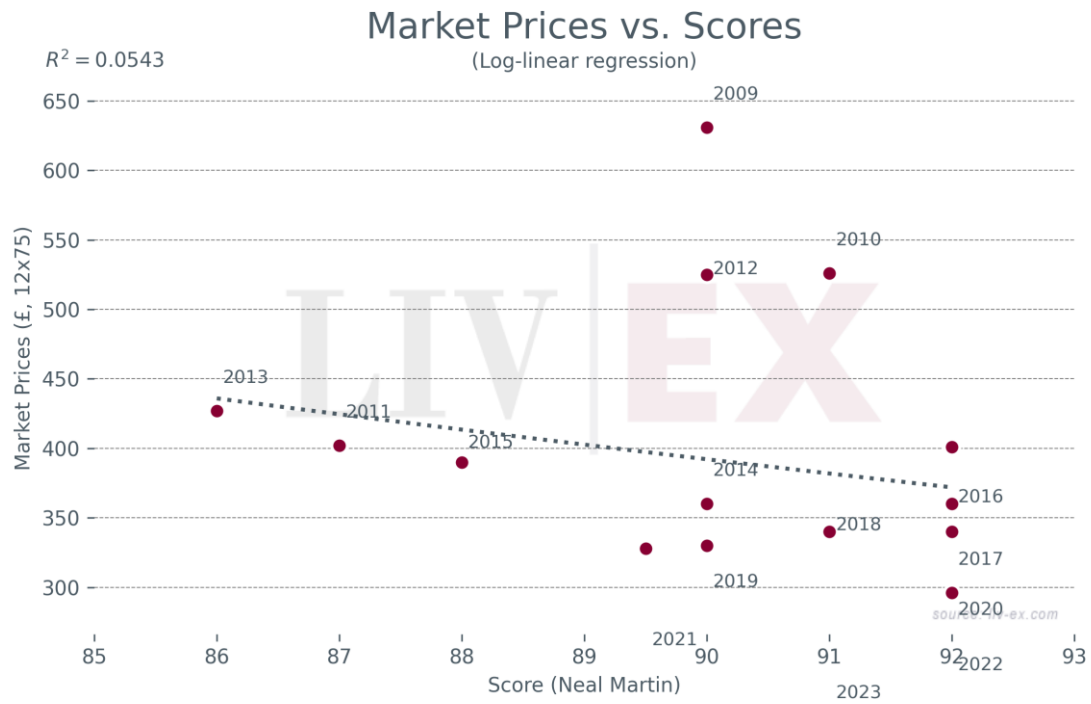


Reserve de la Comtesse de Lalande

- Since January 2024 Reserve de la Comtesse has accounted for 0.03% of all trade value.





Breakdown of buyer geography

	United States	United Kingdom	Europe	Asia
Past month share (%)	100.0%	0.0%	0.0%	0.0%
Past year share (%)	29.7%	35.7%	25.5%	9.0%

Prices (£/12x75)

Vintage	Market Price	Ex-London	MP to ex-Lon.	Ex-neg.	MP to ex-neg.	Ex-chât.	MP to ex-chât.
2023	£340	£330	3.0%	£343	-1.0%	£286	18.8%
2022	£360	£432	-16.7%	-	-	-	-
2021	£328	£402	-18.4%	£336	-2.4%	£280	17.2%
2020	£340	£402	-15.4%	£339	0.3%	£279	21.9%
2019	£329	£336	-2.1%	-	-	-	-
2018	£339	£402	-15.7%	£336	0.9%	£280	21.1%
2017	£324	£360	-10.0%	£303	6.8%	£253	28.1%
2016	£399	£355	12.4%	£312	28.0%	£260	53.5%
2015	£390	£285	36.8%	£249	56.9%	-	-
2014	£360	£210	71.4%	£187	92.5%	£156	131.0%
2013	£427	£221	93.2%	£198	115.4%	£165	158.5%
2012	£525	£225	133.3%	£208	152.2%	£173	202.7%
2011	£402	£237	69.6%	£220	82.5%	£184	119.0%
2010	£526	£340	54.7%	£318	65.6%	£265	98.8%
2009	£631	£310	103.5%	£278	126.8%	£233	171.2%
2008	£872	£238	266.4%	£224	289.7%	£188	363.3%

Prices (€/1x75)

Vintage	Market Price	Ex-London	MP to ex-Lon.	Ex-neg.	MP to ex-neg.	Ex-chât.	MP to ex-chât.
2023	€34	€32	5.3%	€34	1.2%	€28	21.4%
2022	€36	€42	-13.5%	-	-	-	-
2021	€33	€39	-16.4%	€33	0.0%	€27	20.0%
2020	€34	€39	-12.6%	€33	3.7%	€27	25.9%
2019	€33	€31	5.0%	-	-	-	-
2018	€34	€38	-10.9%	€32	6.6%	€26	27.9%
2017	€32	€34	-5.2%	€29	12.5%	€24	35.0%
2016	€40	€34	16.8%	€30	33.0%	€25	59.6%
2015	€39	€30	28.9%	€26	47.7%	-	-
2014	€36	€24	48.4%	€22	66.7%	€18	100.0%
2013	€43	€23	87.7%	€20	109.3%	€17	151.2%
2012	€52	€22	138.1%	€20	157.4%	€17	208.8%
2011	€40	€25	63.9%	€23	76.3%	€19	111.6%
2010	€53	€32	63.8%	€30	75.3%	€25	110.4%
2009	€63	€31	105.9%	€28	129.5%	€23	174.3%
2008	€87	€23	283.1%	€21	307.5%	€18	384.4%

