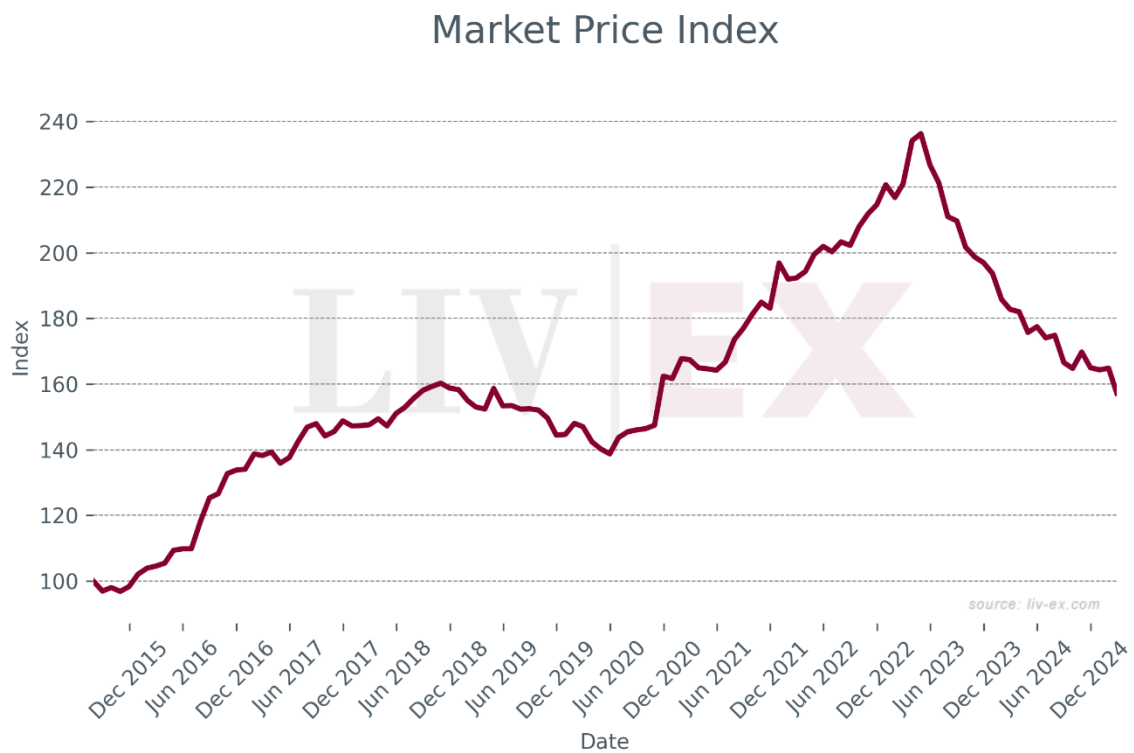
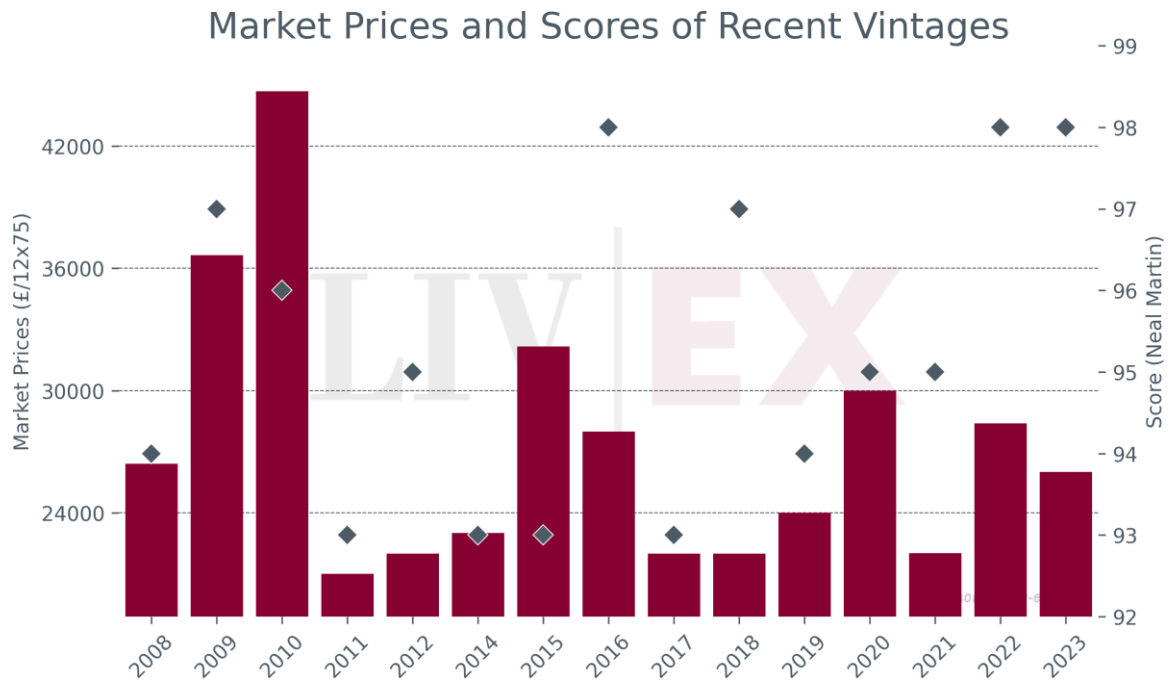
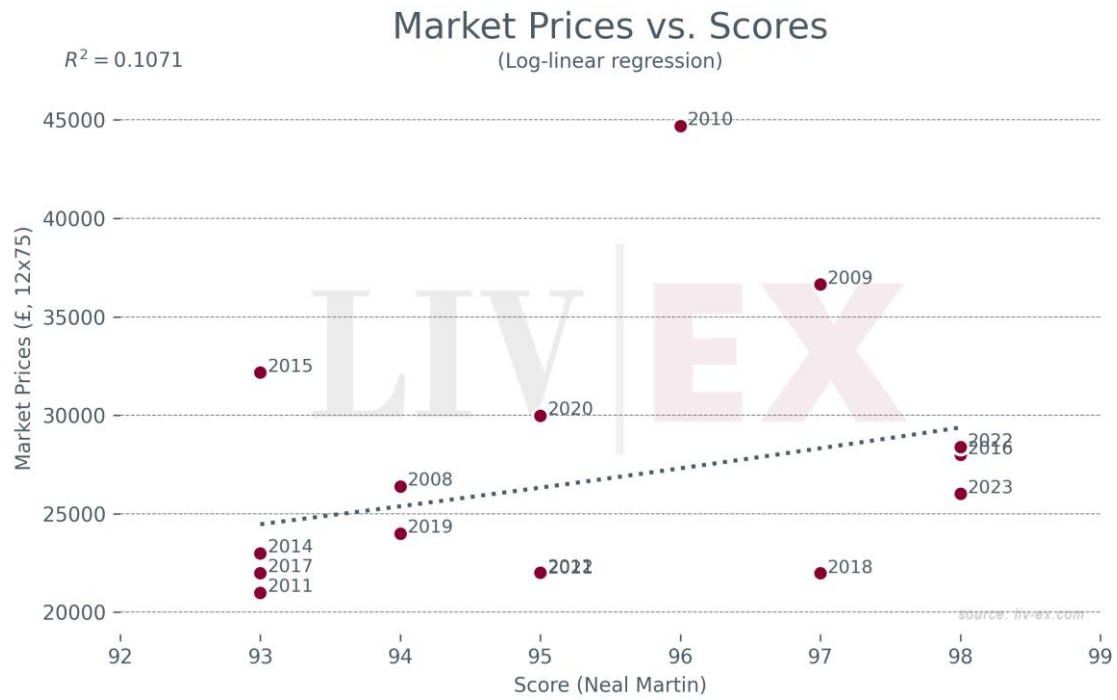


Le Pin

- Since January 2024, Le Pin has accounted for 0.93% of all trade value. This makes it the 20th most-traded brand.
- **2009** and **2010** are Le Pin's top-traded vintages by value, accounting for 13.7% and 12.2% respectively of total Le Pin trade value.





Breakdown of buyer geography

	United States	United Kingdom	Europe	Asia
Past month share (%)	0.0%	47.0%	53.0%	0.0%
Past year share (%)	20.6%	26.5%	51.8%	1.1%

Prices (£/12x75)

Vintage	Market Price	Ex-London	MP to ex-Lon.	Ex-neg.	MP to ex-neg.	Ex-chât.	MP to ex-chât.
2023	£26,013	£25,000	4.1%	£20,437	27.3%	£15,941	63.2%
2022	£28,387	£28,400	-0.0%	£20,759	36.7%	£16,192	75.3%
2021	£22,011	£24,800	-11.2%	£17,409	26.4%	£15,361	43.3%
2020	£29,989	£24,000	25.0%	£17,565	70.7%	£15,498	93.5%
2019	£24,000	£22,000	9.1%	£15,017	59.8%	£12,550	91.2%
2018	£22,000	£22,000	0.0%	£15,321	43.6%	£12,679	73.5%
2017	£22,000	£24,996	-12.0%	£12,645	74.0%	£9,484	132.0%
2016	£27,990	£24,000	16.6%	£18,710	49.6%	£13,513	107.1%
2015	£30,995	£18,000	72.2%	£9,416	229.2%	£7,533	311.5%
2014	£23,000	£10,500	119.0%	£6,840	236.3%	-	-
2012	£21,984	£9,600	129.0%	£6,428	242.0%	-	-
2011	£21,000	£9,000	133.3%	£6,280	234.4%	-	-
2010	£44,706	£18,000	148.4%	£13,762	224.9%	-	-
2009	£36,495	£16,500	121.2%	£12,141	200.6%	-	-
2008	£26,400	£9,300	183.9%	£6,535	304.0%	-	-

Prices (€/1x75)

Vintage	Market Price	Ex-London	MP to ex-Lon.	Ex-neg.	MP to ex-neg.	Ex-chât.	MP to ex-chât.
2023	€2,601	€2,447	6.3%	€2,000	30.1%	€1,560	66.8%
2022	€2,839	€2,736	3.7%	€2,000	41.9%	€1,560	82.0%
2021	€2,201	€2,422	-9.1%	€1,700	29.5%	€1,500	46.7%
2020	€2,999	€2,323	29.1%	€1,700	76.4%	€1,500	99.9%
2019	€2,400	€2,051	17.0%	€1,400	71.4%	€1,170	105.1%
2018	€2,200	€2,082	5.7%	€1,450	51.7%	€1,200	83.3%
2017	€2,200	€2,372	-7.3%	€1,200	83.3%	€900	144.4%
2016	€2,799	€2,309	21.2%	€1,800	55.5%	€1,300	115.3%
2015	€3,100	€1,912	62.1%	€1,000	209.9%	€800	287.4%
2014	€2,300	€1,213	89.6%	€790	191.1%	-	-
2012	€2,198	€941	133.6%	€630	249.0%	-	-
2011	€2,100	€932	125.4%	€650	223.1%	-	-
2010	€4,471	€1,700	162.9%	€1,300	243.9%	-	-
2009	€3,650	€1,631	123.8%	€1,200	204.1%	-	-
2008	€2,640	€889	196.8%	€625	322.4%	-	-

