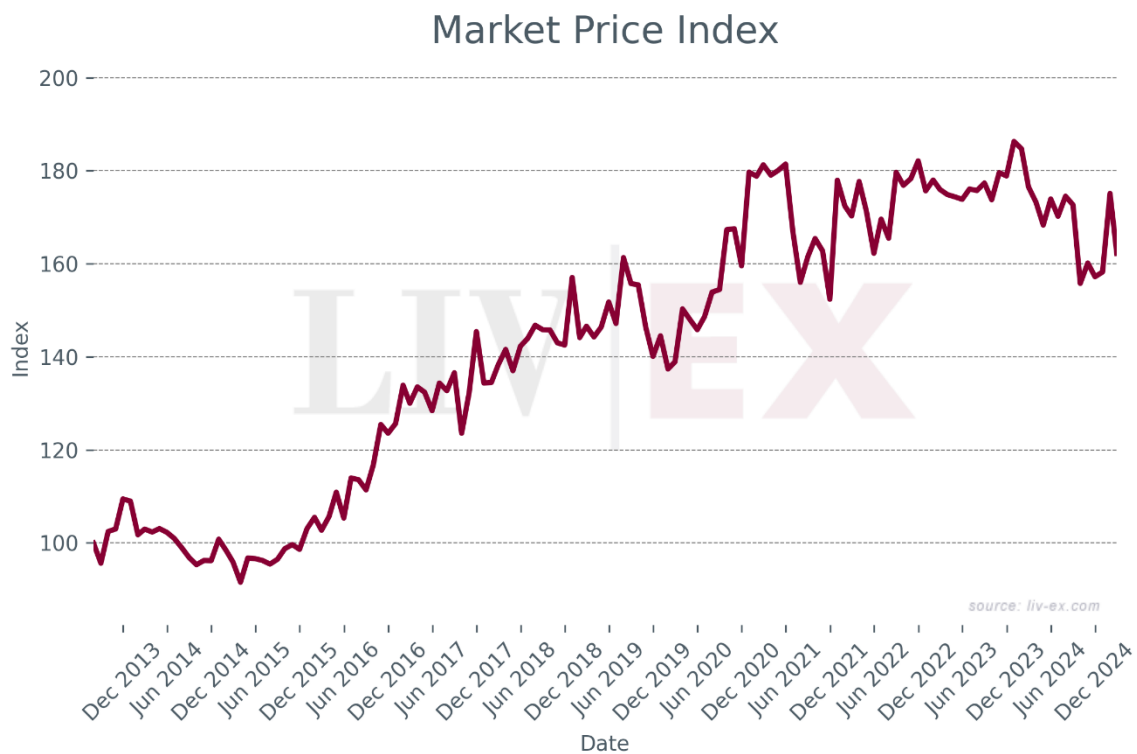
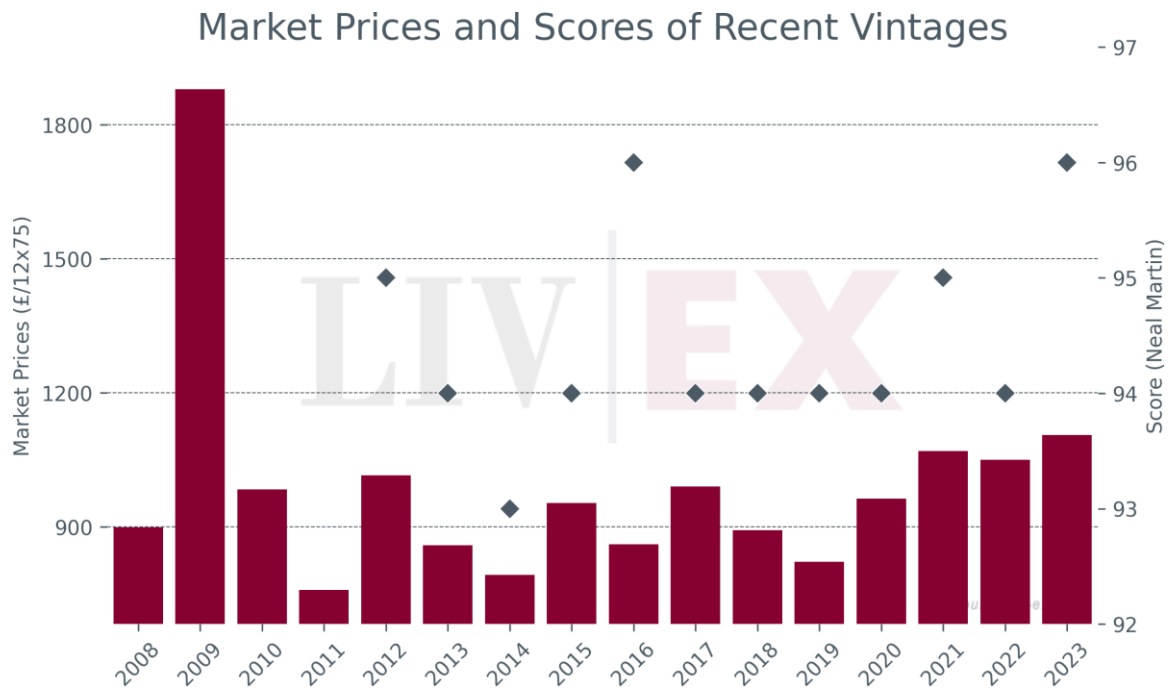
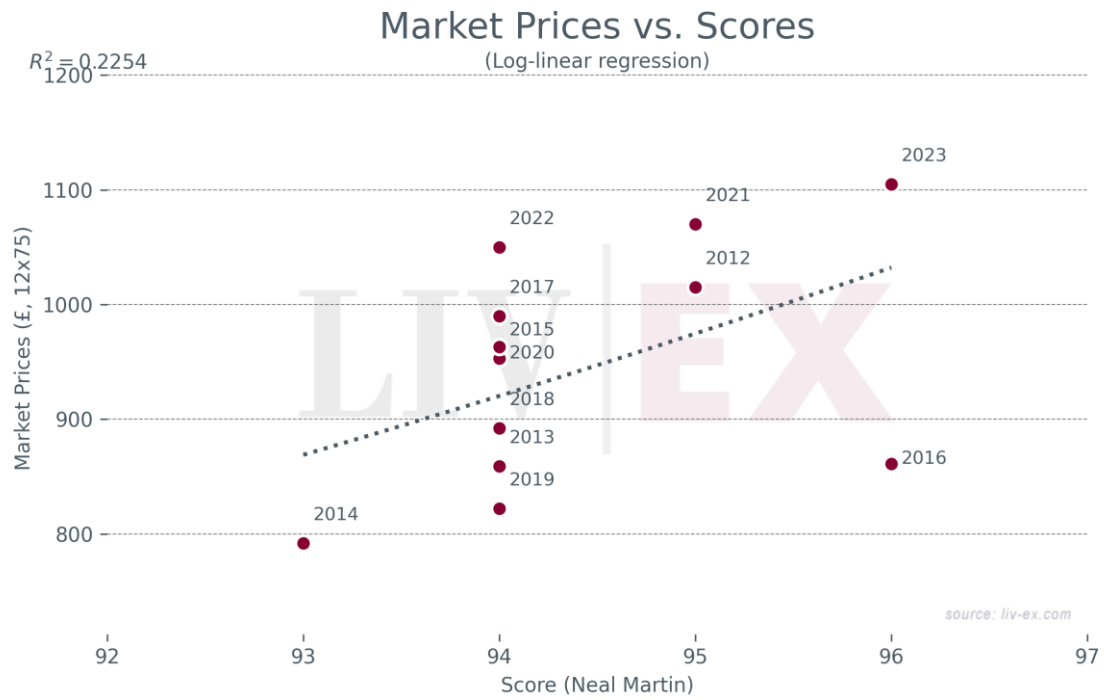


Château Smith Haut Lafitte, Blanc

- Since January 2024, Smith Haut Lafitte Blanc has accounted for 0.04% of all trade value.





Breakdown of buyer geography

	United States	United Kingdom	Europe	Asia
Past month share (%)	0.0%	100.0%	0.0%	0.0%
Past year share (%)	48.8%	35.7%	8.2%	7.3%

Prices (£/12x75)

Vintage	Market Price	Ex-London	MP to ex-Lon.	Ex-neg.	MP to ex-neg.	Ex-chât.	MP to ex-chât.
2023	£1,103	£1,284	-14.1%	£1,104	-0.1%	£920	19.9%
2022	£1,050	£1,439	-27.0%	£1,246	-15.7%	£1,038	1.2%
2021	£1,070	£1,262	-15.2%	£1,081	-1.1%	£901	18.7%
2020	£963	£1,150	-16.3%	£992	-2.9%	£827	16.5%
2019	£822	£949	-13.4%	£811	1.4%	£676	21.6%
2018	£892	-	-	-	-	-	-
2017	£990	£995	-0.5%	£847	16.9%	-	-
2016	£861	£860	0.1%	£748	15.0%	£624	38.1%
2015	£953	£650	46.6%	£588	62.2%	-	-
2014	£792	£570	38.9%	£509	55.6%	-	-
2013	£853	£600	42.2%	£534	59.6%	£447	90.8%
2012	£1,015	£650	56.2%	£561	80.9%	£490	107.3%
2011	£758	£620	22.3%	£555	36.5%	£555	36.5%
2010	£984	£750	31.2%	£688	43.0%	£688	43.0%
2009	£1,880	£650	189.2%	£587	220.4%	-	-
2008	£899	£530	69.6%	£456	97.2%	-	-

Prices (€/1x75)

Vintage	Market Price	Ex-London	MP to ex-Lon.	Ex-neg.	MP to ex-neg.	Ex-chât.	MP to ex-chât.
2023	€110	€126	-12.2%	€108	2.1%	€90	22.6%
2022	€105	€139	-24.3%	€120	-12.5%	€100	5.0%
2021	€107	€123	-13.2%	€106	1.3%	€88	21.6%
2020	€96	€111	-13.5%	€96	0.3%	€80	20.4%
2019	€82	€88	-7.1%	€76	8.7%	€63	30.5%
2018	€89	-	-	-	-	-	-
2017	€99	€94	4.8%	€80	23.1%	-	-
2016	€86	€83	4.1%	€72	19.6%	€60	43.5%
2015	€95	€69	38.1%	€62	52.7%	-	-
2014	€79	€66	20.3%	€59	34.7%	-	-
2013	€85	€62	38.1%	€55	55.1%	€46	85.4%
2012	€102	€64	59.3%	€55	84.5%	€48	111.5%
2011	€76	€64	18.1%	€58	31.8%	€58	31.8%
2010	€98	€71	38.9%	€65	51.4%	€65	51.4%
2009	€188	€64	192.6%	€58	224.1%	-	-
2008	€90	€51	77.4%	€44	106.2%	-	-

