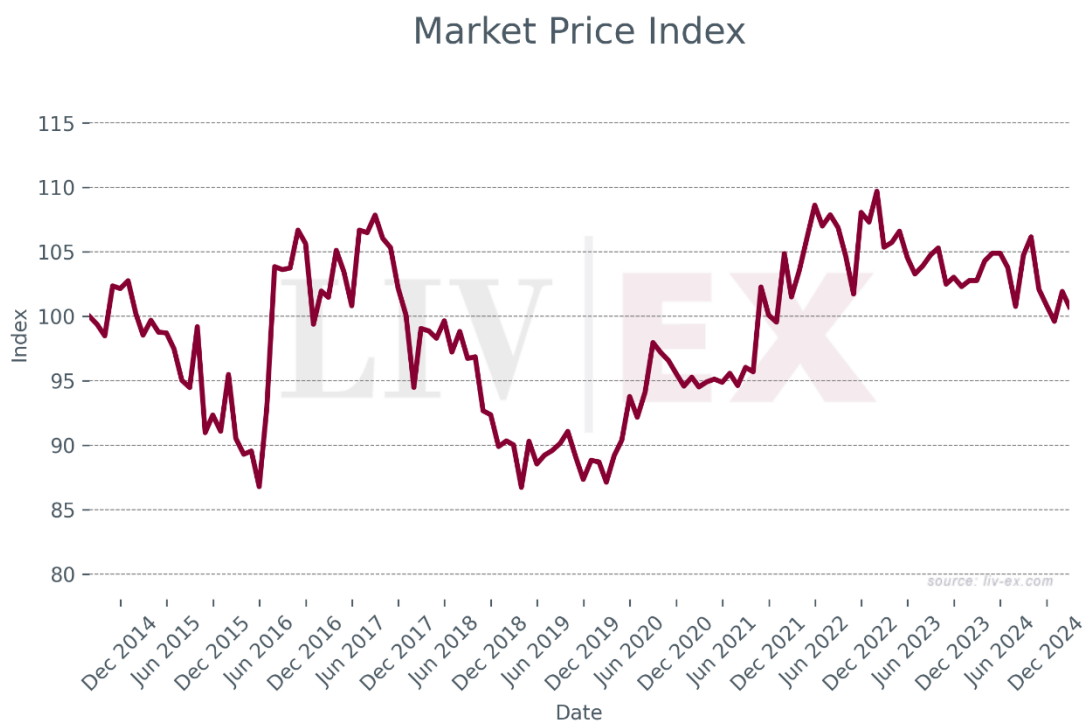
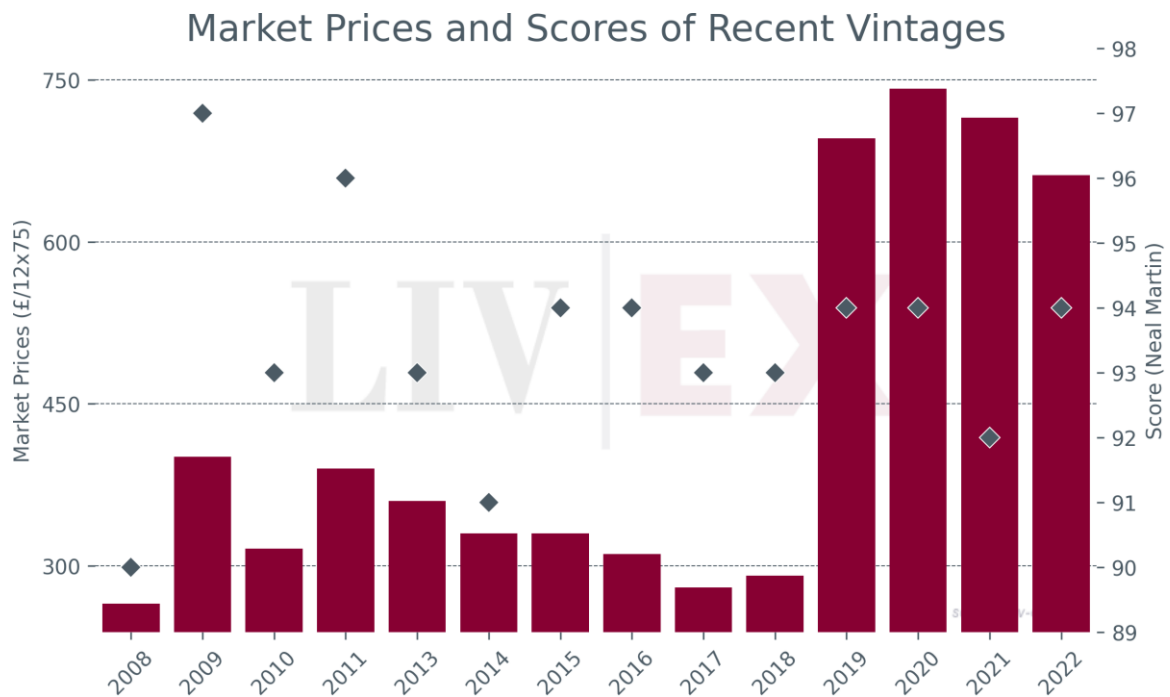
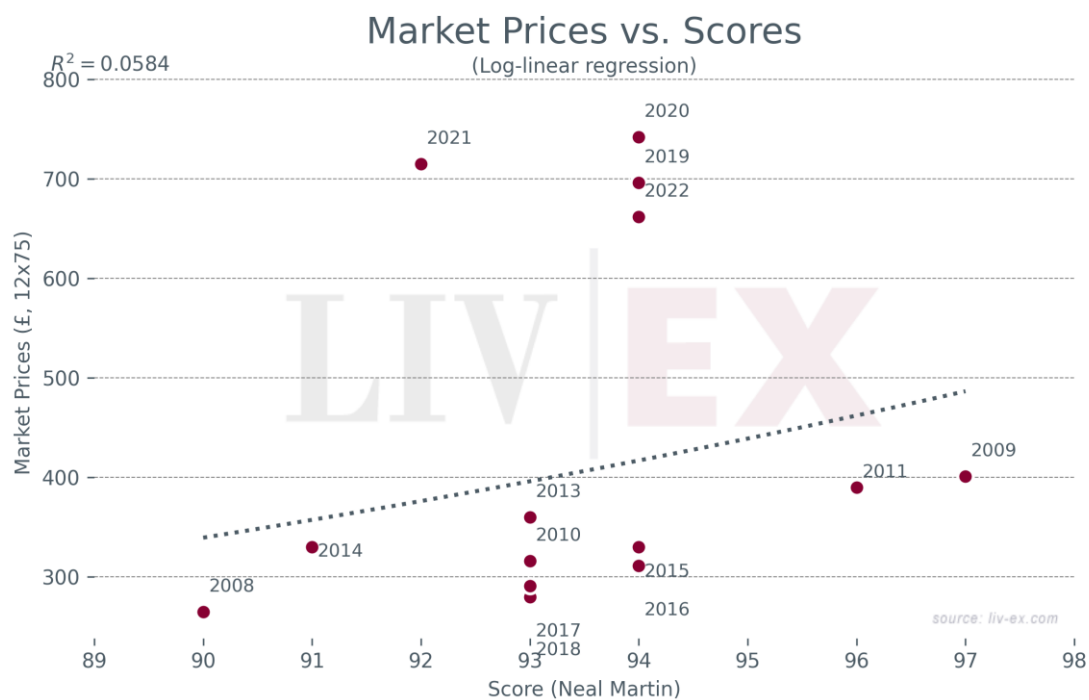


Château Rieussec

- Since January 2024, Rieussec has accounted for 0.05% of all trade value, making it the 3rd top-traded Sauternes & Barsac behind Yquem and Climens





Breakdown of buyer geography

	United States	United Kingdom	Europe	Asia
Past month share (%)	17.9%	21.3%	27.7%	33.1%
Past year share (%)	19.5%	35.8%	34.0%	10.6%

Prices (£/12x75)

Vintage	Market Price	Ex-London	MP to ex-Lon.	Ex-neg.	MP to ex-neg.	Ex-chât.	MP to ex-chât.
2022	£662	£800	-17.2%	£685	-3.4%	£571	16.0%
2021	£715	£1,032	-30.7%	£768	-6.9%	£614	16.4%
2020	£742	£1,032	-28.1%	£775	-4.2%	£620	19.7%
2019	£696	£1,020	-31.8%	£804	-13.5%	£644	8.1%
2018	£291	£396	-26.5%	£317	-8.2%	£264	10.2%
2017	£280	£496	-43.5%	£443	-36.7%	£369	-24.1%
2016	£311	£480	-35.2%	£437	-28.8%	£364	-14.5%
2015	£330	£440	-25.0%	£395	-16.6%	£330	0.1%
2014	£330	£400	-17.5%	£364	-9.2%	£303	8.9%
2013	£360	£480	-25.0%	£466	-22.8%	£389	-7.4%
2011	£390	£350	11.4%	£464	-15.9%	£386	0.9%
2010	£316	£470	-32.8%	£508	-37.8%	£423	-25.4%
2009	£401	£550	-27.1%	£546	-26.6%	£455	-11.9%
2008	£265	£420	-36.9%	£387	-31.5%	£314	-15.5%

Prices (€/1x75)

Vintage	Market Price	Ex-London	MP to ex-Lon.	Ex-neg.	MP to ex-neg.	Ex-chât.	MP to ex-chât.
2022	€66	€77	-14.1%	€66	0.3%	€55	20.4%
2021	€72	€101	-29.0%	€75	-4.7%	€60	19.2%
2020	€74	€100	-25.7%	€75	-1.1%	€60	23.7%
2019	€70	€95	-26.8%	€75	-7.2%	€60	16.0%
2018	€29	€37	-22.4%	€30	-3.0%	€25	16.4%
2017	€28	€47	-40.5%	€42	-33.3%	€35	-20.0%
2016	€31	€46	-32.7%	€42	-26.0%	€35	-11.1%
2015	€33	€47	-29.4%	€42	-21.4%	€35	-5.7%
2014	€33	€46	-28.6%	€42	-21.4%	€35	-5.7%
2013	€36	€49	-27.1%	€48	-25.0%	€40	-10.0%
2011	€39	€36	7.6%	€48	-18.8%	€40	-2.5%
2010	€32	€44	-28.8%	€48	-34.2%	€40	-21.0%
2009	€40	€54	-26.2%	€54	-25.7%	€45	-10.9%
2008	€26	€40	-34.0%	€37	-28.4%	€30	-11.7%