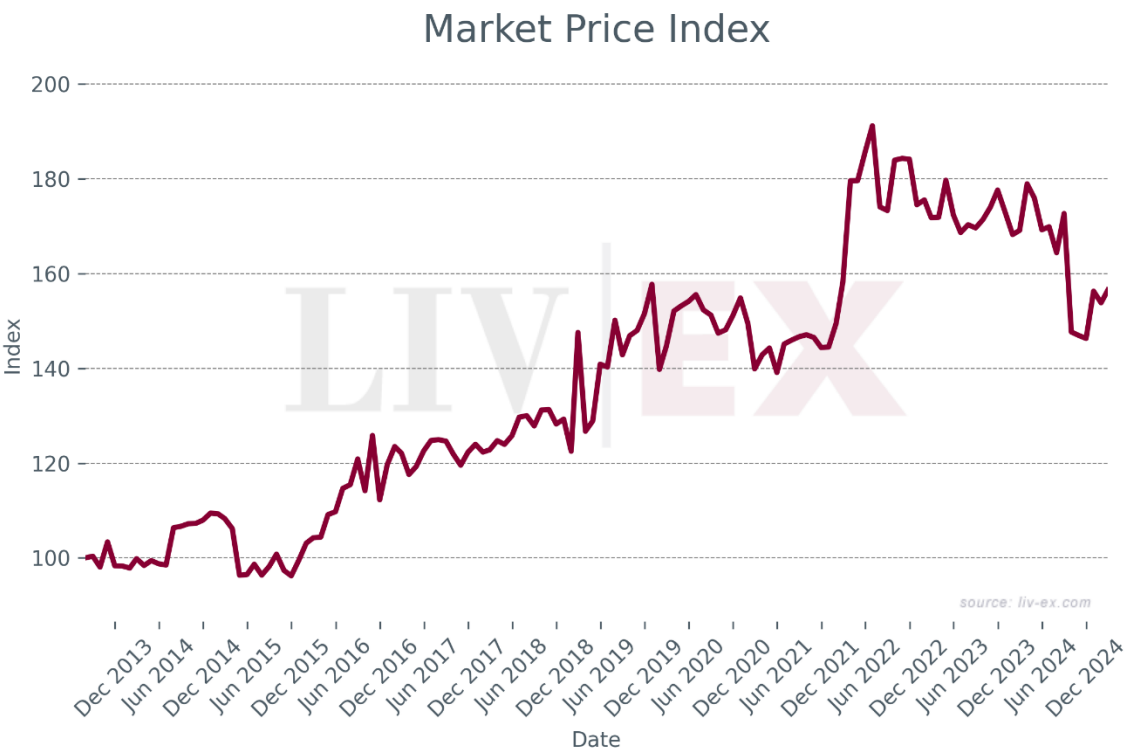
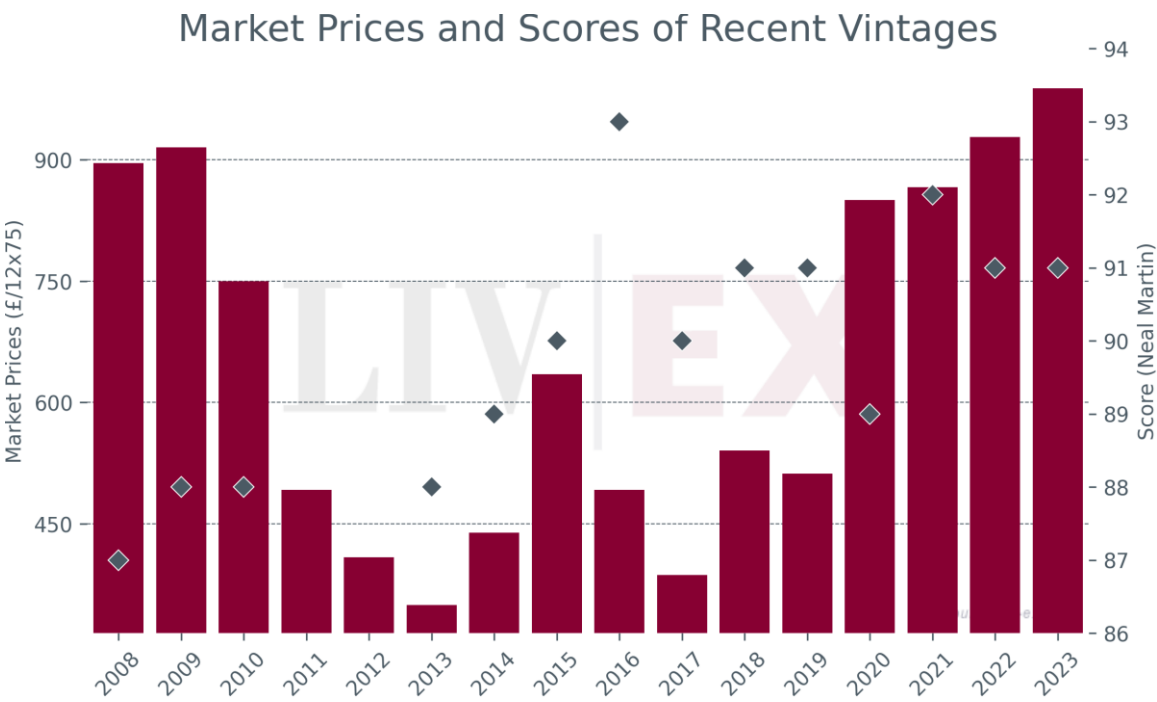
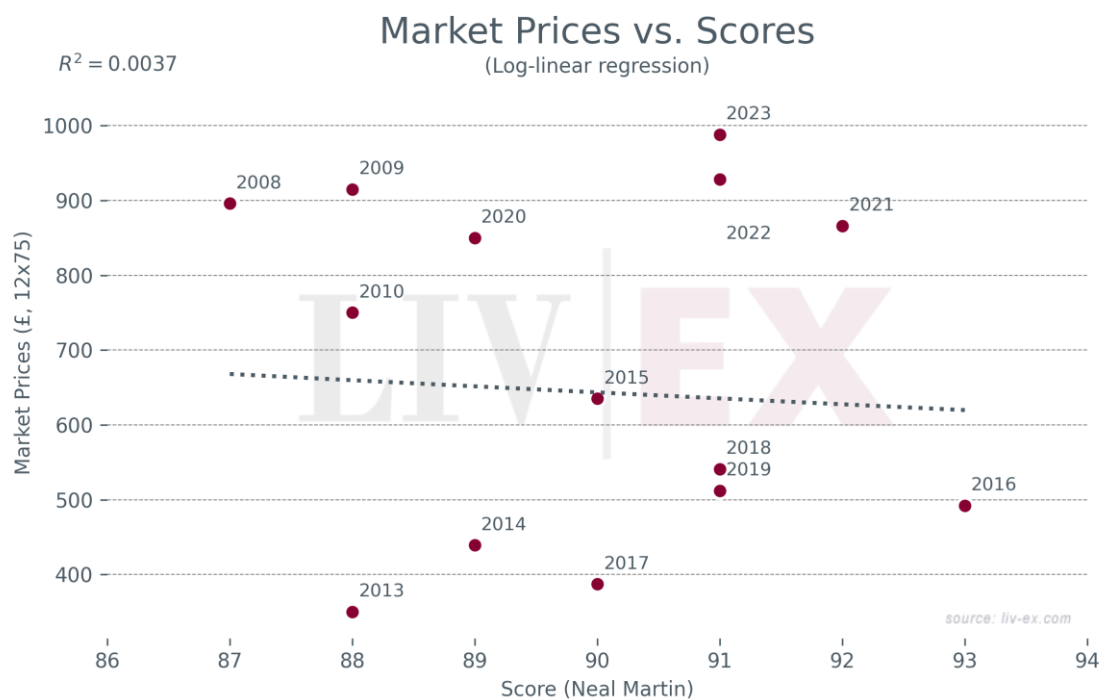


Château Petit-Village

- Since January 2024 Petit Village has accounted for 0.004% of all trade value.





Breakdown of buyer geography

	United States	United Kingdom	Europe	Asia
Past month share (%)	-	-	-	-
Past year share (%)	0.0%	54.1%	45.9%	0.0%

Prices (£/12x75)

Vintage	Market Price	Ex-London	MP to ex-Lon.	Ex-neg.	MP to ex-neg.	Ex-chât.	MP to ex-chât.
2023	£988	£1,000	-1.2%	£858	15.1%	£715	38.1%
2022	£927	£1,104	-16.0%	£959	-3.3%	£799	16.0%
2021	£865	£1,053	-17.9%	£885	-2.2%	£737	17.3%
2020	£849	£1,080	-21.4%	£930	-8.7%	£775	9.6%
2019	£512	£572	-10.5%	£489	4.7%	£408	25.6%
2018	£541	£633	-14.5%	£545	-0.8%	£454	19.1%
2017	£387	£612	-36.8%	£531	-27.1%	£443	-12.6%
2016	£492	£650	-24.3%	£561	-12.3%	£468	5.2%
2015	£635	£510	24.5%	£452	40.5%	£377	68.6%
2014	£439	£415	5.8%	£364	20.7%	£303	44.9%
2013	£350	£418	-16.3%	£360	-2.7%	£301	16.2%
2012	£409	£435	-6.0%	£377	8.3%	£316	29.3%
2011	£492	£425	15.8%	£382	28.9%	£319	54.3%
2010	£750	£516	45.3%	£471	59.2%	-	-
2009	£915	£399	129.3%	£364	151.2%	£304	201.5%
2008	£420	£305	37.7%	£261	60.7%	£220	91.3%

Prices (€/1x75)

Vintage	Market Price	Ex-London	MP to ex-Lon.	Ex-neg.	MP to ex-neg.	Ex-chât.	MP to ex-chât.
2023	€99	€98	1.0%	€84	17.6%	€70	41.1%
2022	€93	€106	-12.8%	€92	0.3%	€77	20.4%
2021	€86	€103	-15.9%	€86	0.1%	€72	20.1%
2020	€85	€105	-18.8%	€90	-5.7%	€75	13.2%
2019	€51	€53	-4.0%	€46	12.3%	€38	34.7%
2018	€54	€60	-9.7%	€52	4.8%	€43	25.8%
2017	€39	€58	-33.4%	€50	-23.2%	€42	-7.9%
2016	€49	€63	-21.3%	€54	-8.9%	€45	9.3%
2015	€64	€54	17.2%	€48	32.3%	€40	58.8%
2014	€44	€48	-8.4%	€42	4.5%	€35	25.4%
2013	€35	€43	-18.6%	€37	-5.4%	€31	12.9%
2012	€41	€43	-4.1%	€37	10.5%	€31	31.9%
2011	€49	€44	11.8%	€40	24.6%	€33	49.1%
2010	€75	€49	53.9%	€44	68.5%	-	-
2009	€92	€39	132.0%	€36	154.2%	€30	205.0%
2008	€42	€29	44.0%	€25	68.0%	€21	100.0%