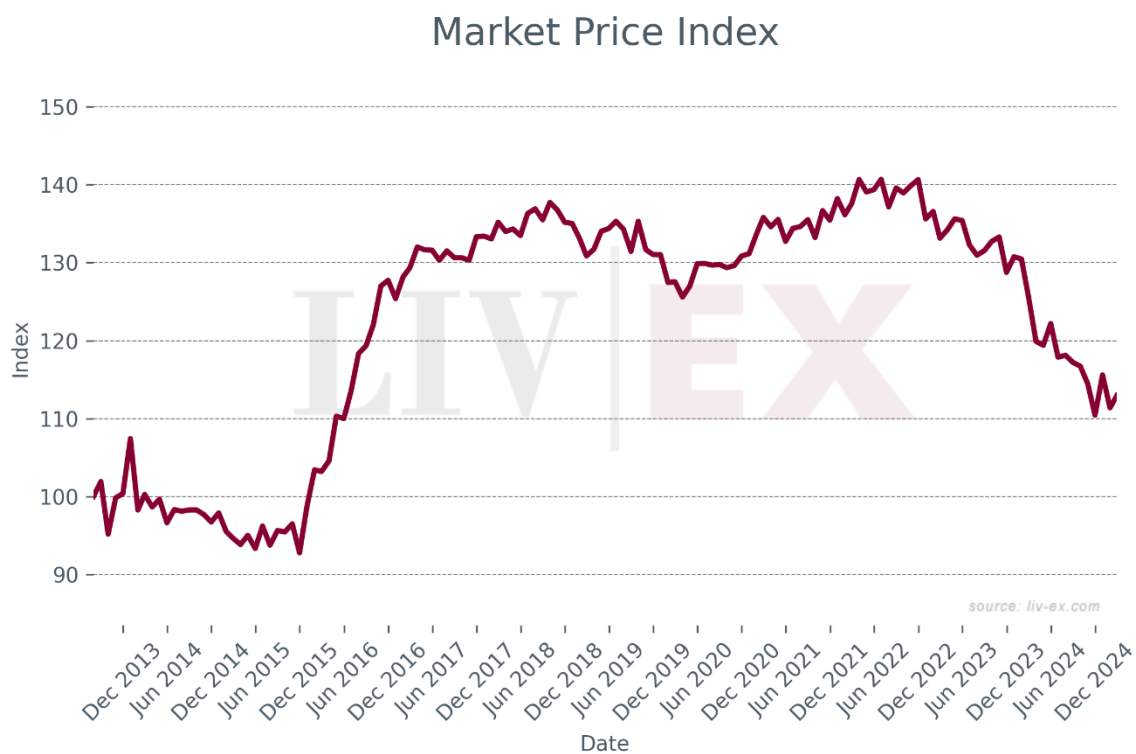
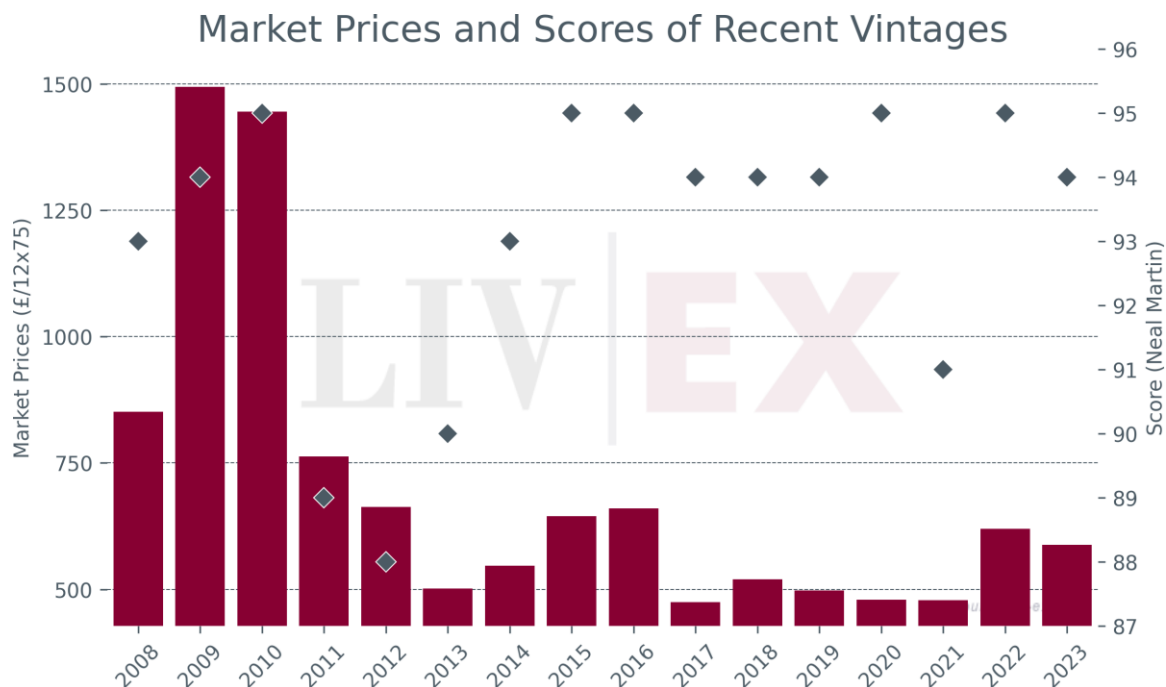
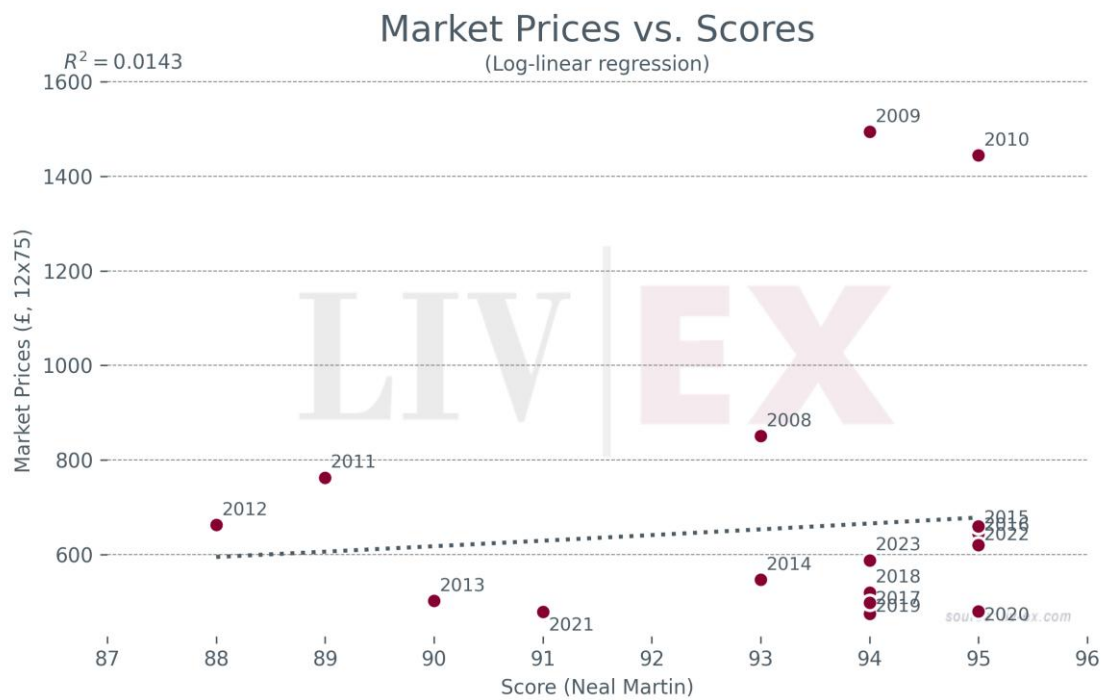


Château Pape Clement

- Since January 2024, Pape Clement has accounted for 0.23% of all trade value.
- **2019** is its top-traded vintage by value, accounting for 26.0% of all Pape Clement trade value.





Breakdown of buyer geography

	United States	United Kingdom	Europe	Asia
Past month share (%)	36.2%	7.5%	29.2%	27.1%
Past year share (%)	46.7%	15.5%	26.3%	11.5%

Prices (£/12x75)

Vintage	Market Price	Ex-London	MP to ex-Lon.	Ex-neg.	MP to ex-neg.	Ex-chât.	MP to ex-chât.
2023	£588	£708	-16.9%	£595	-1.1%	£496	18.6%
2022	£610	£750	-18.7%	£648	-5.8%	£540	13.0%
2021	£479	£742	-35.4%	£627	-23.6%	£522	-8.3%
2020	£480	£752	-36.2%	£645	-25.5%	£537	-10.7%
2019	£498	£725	-31.3%	£618	-19.4%	£515	-3.3%
2018	£520	£795	-34.6%	£697	-25.4%	£581	-10.5%
2017	£475	£760	-37.5%	£645	-26.3%	£537	-11.6%
2016	£660	£790	-16.5%	£686	-3.8%	£572	15.4%
2015	£645	£625	3.2%	£554	16.5%	£461	39.8%
2014	£547	£480	14.0%	£431	26.9%	£359	52.2%
2013	£551	£540	2.0%	£484	13.9%	£403	36.6%
2012	£663	£550	20.5%	£508	30.5%	£429	54.7%
2011	£774	£620	24.8%	£556	39.1%	£464	66.9%
2010	£1,445	£1,095	32.0%	£1,004	44.0%	£836	72.8%
2009	£1,440	£1,050	37.1%	£935	54.0%	£799	80.2%
2008	£851	£750	13.5%	£679	25.4%	£575	48.0%

Prices (€/1x75)

Vintage	Market Price	Ex-London	MP to ex-Lon.	Ex-neg.	MP to ex-neg.	Ex-chât.	MP to ex-chât.
2023	€59	€69	-15.1%	€58	1.0%	€48	21.2%
2022	€61	€72	-15.6%	€62	-2.2%	€52	17.3%
2021	€48	€72	-33.9%	€61	-21.7%	€51	-6.1%
2020	€48	€73	-34.0%	€62	-23.1%	€52	-7.7%
2019	€50	€68	-26.3%	€58	-13.5%	€48	3.7%
2018	€52	€75	-30.9%	€66	-21.2%	€55	-5.5%
2017	€48	€72	-34.1%	€61	-22.4%	€51	-6.9%
2016	€66	€76	-13.2%	€66	0.0%	€55	20.0%
2015	€64	€66	-2.8%	€59	9.7%	€49	31.6%
2014	€55	€55	-1.3%	€50	9.8%	€42	31.8%
2013	€55	€56	-0.8%	€50	10.6%	€42	32.8%
2012	€66	€54	23.0%	€50	33.1%	€42	57.9%
2011	€77	€64	20.6%	€58	34.4%	€48	61.3%
2010	€144	€103	39.7%	€95	52.4%	€79	82.9%
2009	€144	€104	38.8%	€92	55.8%	€79	82.3%
2008	€85	€72	18.6%	€65	31.1%	€55	54.7%