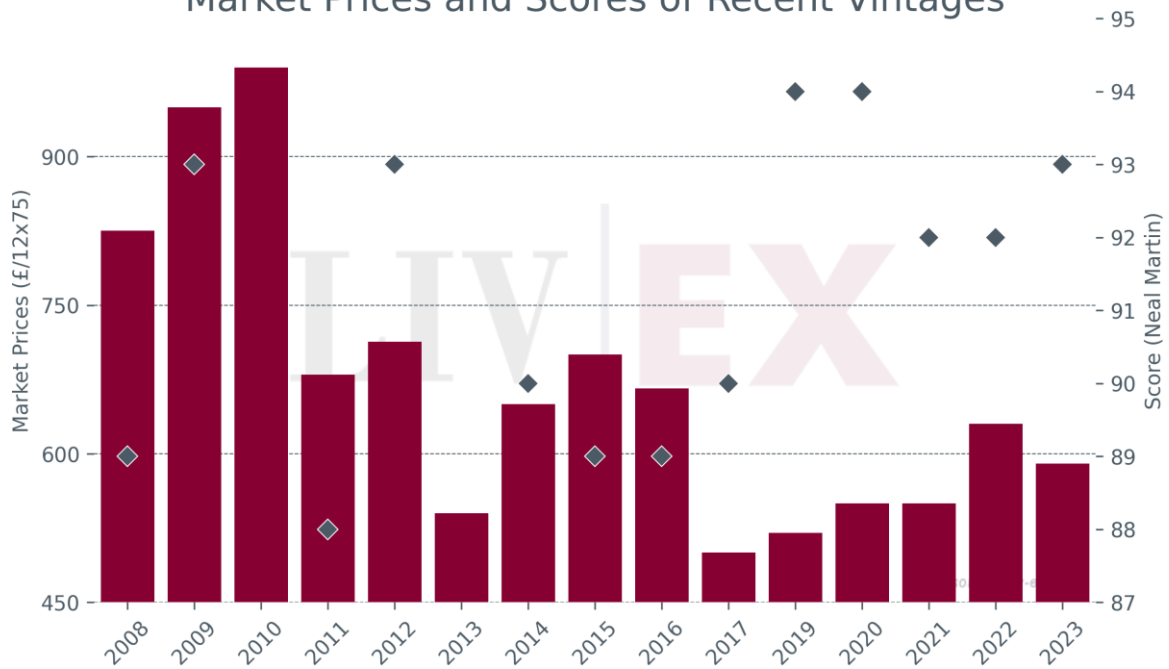


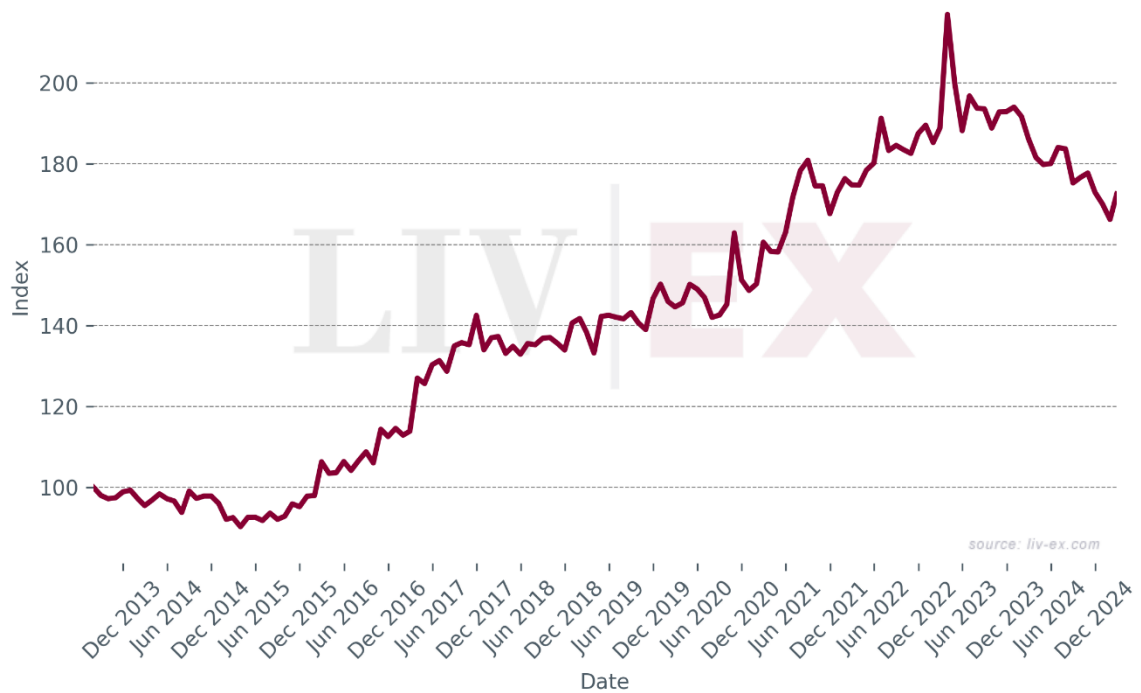
Château Palmer, Alter Ego

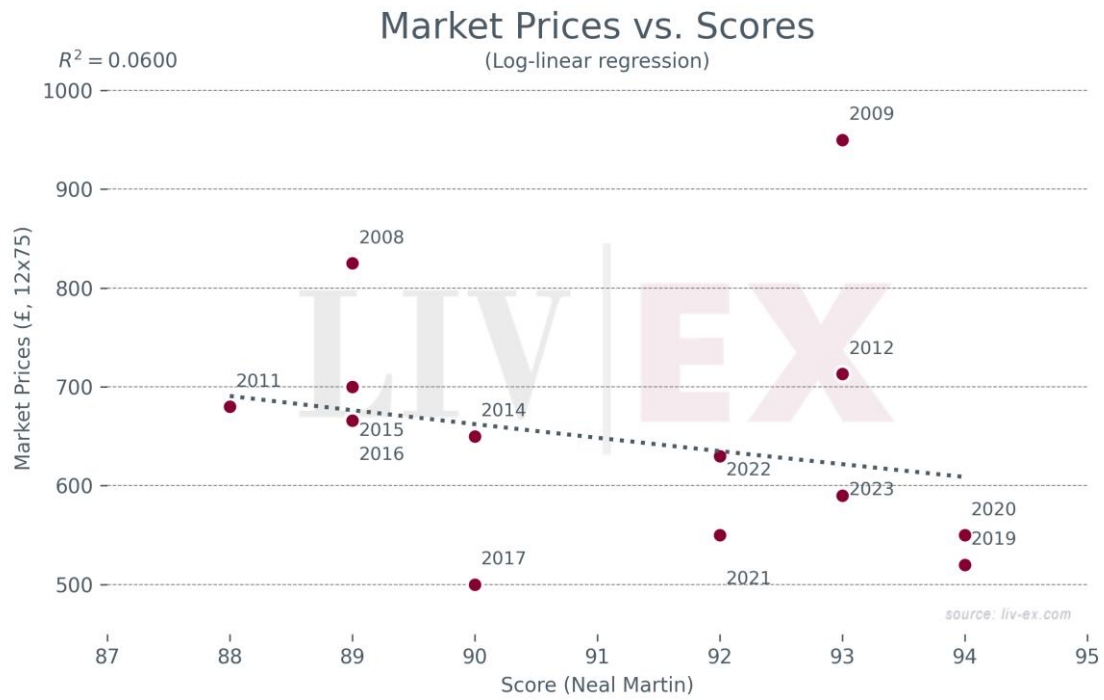
- Since January 2024, Alter Ego has accounted for 0.06% of all trade value.

Market Prices and Scores of Recent Vintages



Market Price Index





Breakdown of buyer geography

	United States	United Kingdom	Europe	Asia
Past month share (%)	17.1%	11.5%	71.4%	0.0%
Past year share (%)	9.5%	17.6%	71.1%	1.8%

Prices (£/12x75)

Vintage	Market Price	Ex-London	MP to ex-Lon.	Ex-neg.	MP to ex-neg.	Ex-chât.	MP to ex-chât.
2023	£590	-	-	£603	-2.1%	£501	17.8%
2022	£630	£804	-21.6%	£685	-8.0%	£571	10.4%
2021	£549	£660	-16.8%	£568	-3.4%	£474	15.9%
2020	£550	£606	-9.2%	£522	5.4%	£435	26.5%
2019	£520	£540	-3.7%	£467	11.4%	£392	32.8%
2017	£500	£585	-14.5%	£506	-1.1%	£422	18.6%
2016	£666	£560	18.9%	£509	30.8%	£426	56.3%
2015	£752	£474	58.6%	£414	81.5%	£344	118.8%
2014	£650	£370	75.7%	£333	95.0%	£277	134.6%
2013	£540	£396	36.4%	£350	54.4%	£292	85.2%
2012	£713	£420	69.8%	£383	86.4%	£316	125.4%
2011	£680	£420	61.9%	£382	78.2%	£324	110.1%
2010	£990	£490	102.0%	-	-	-	-
2009	£1,074	£390	175.4%	£344	212.2%	-	-
2008	£825	£285	189.5%	£241	243.0%	-	-

Prices (€/1x75)

Vintage	Market Price	Ex-London	MP to ex-Lon.	Ex-neg.	MP to ex-neg.	Ex-chât.	MP to ex-chât.
2023	€59	-	-	€59	0.0%	€49	20.4%
2022	€63	€77	-18.7%	€66	-4.5%	€55	14.5%
2021	€55	€64	-14.8%	€56	-1.1%	€46	18.7%
2020	€55	€59	-6.2%	€50	8.9%	€42	30.7%
2019	€52	€50	3.3%	€44	19.5%	€36	42.5%
2017	€50	€56	-9.9%	€48	4.2%	€40	25.0%
2016	€67	€54	23.6%	€49	35.9%	€41	62.4%
2015	€75	€50	49.4%	€44	70.9%	€36	106.0%
2014	€65	€43	52.1%	€38	68.8%	€32	103.1%
2013	€54	€41	32.5%	€36	50.0%	€30	80.0%
2012	€71	€41	73.2%	€38	90.1%	€31	130.0%
2011	€68	€43	56.4%	€40	72.2%	€34	103.0%
2010	€99	€46	113.9%	-	-	-	-
2009	€107	€39	178.6%	€34	215.9%	-	-
2008	€82	€27	202.7%	€23	258.7%	-	-

