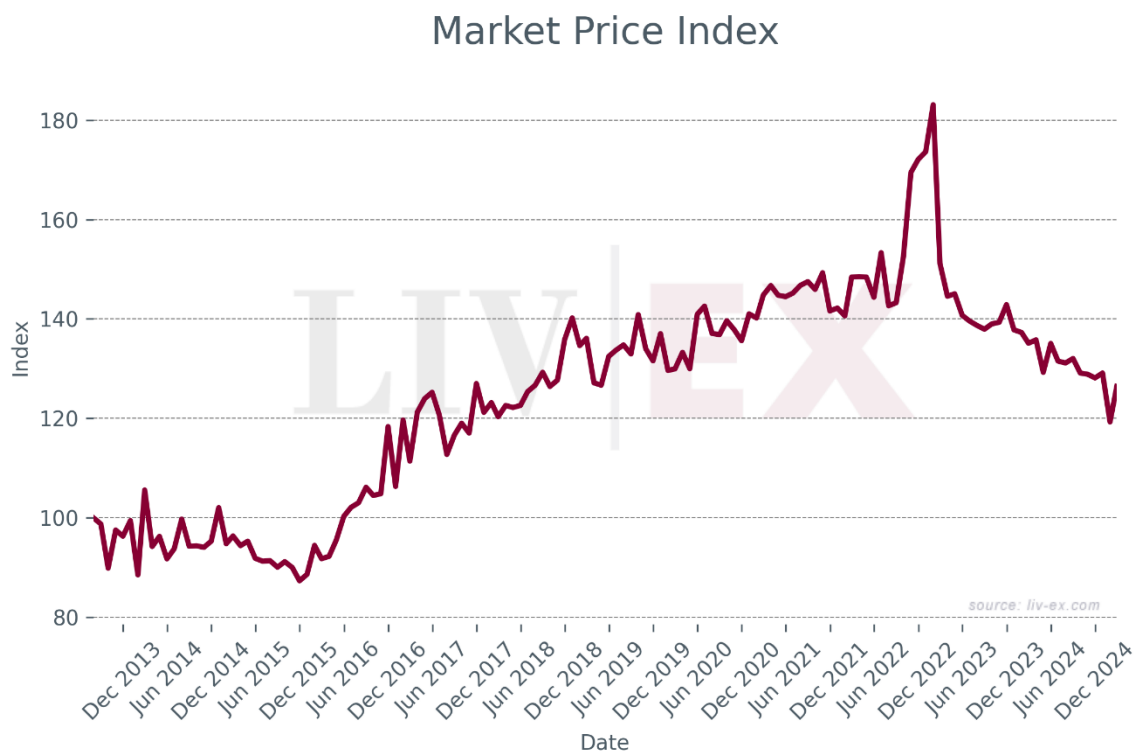
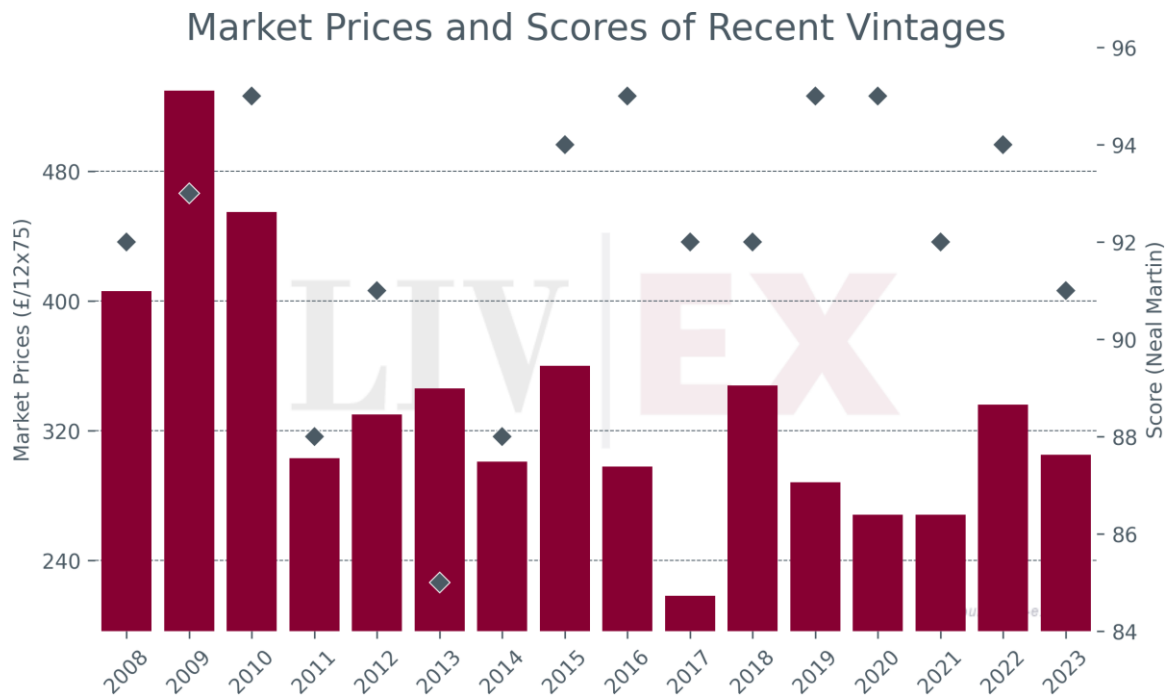
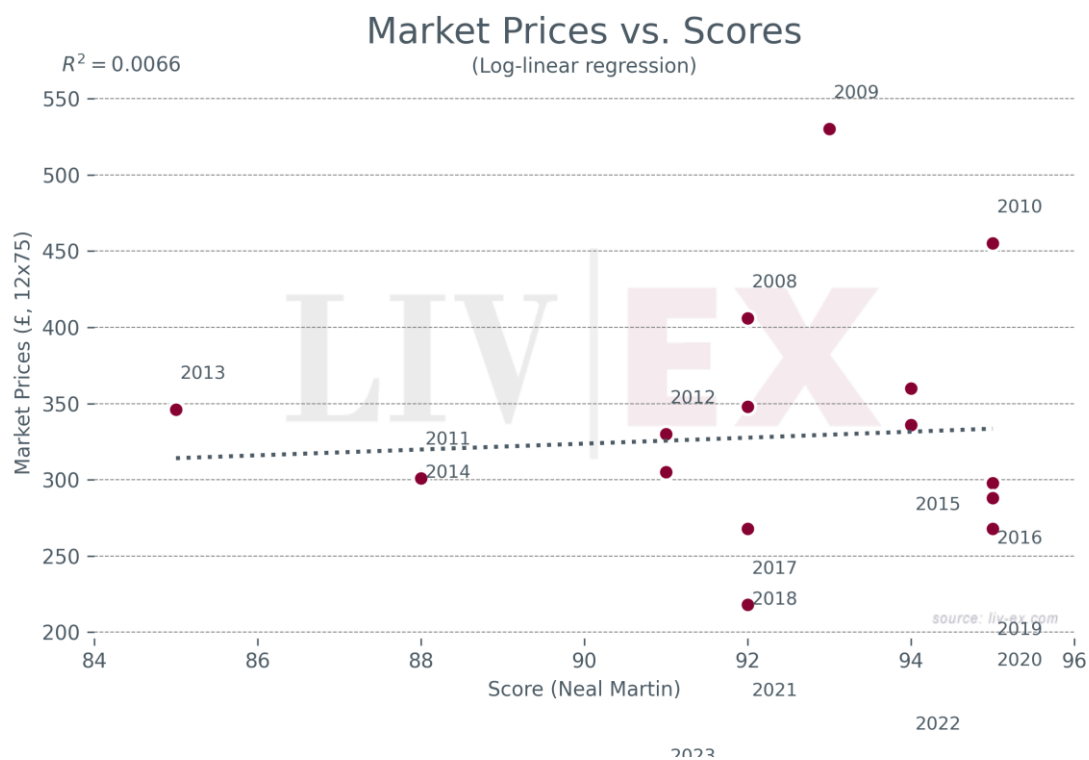


Château Malartic Lagraviere Rouge

- Since January 2024 Malartic Lagraviere has accounted for 0.01% of all trade value.





Breakdown of buyer geography

	United States	United Kingdom	Europe	Asia
Past month share (%)	28.8%	71.2%	0.0%	0.0%
Past year share (%)	63.2%	36.8%	0.0%	0.0%

Prices (£/12x75)

Vintage	Market Price	Ex-London	MP to ex-Lon.	Ex-neg.	MP to ex-neg.	Ex-chât.	MP to ex-chât.
2023	£305	£318	-4.1%	£270	13.1%	£225	35.7%
2022	£327	£408	-19.9%	£349	-6.2%	£291	12.5%
2021	£268	£344	-22.1%	£295	-9.1%	£246	9.0%
2020	£268	£347	-22.8%	£298	-9.9%	£248	8.1%
2019	£288	£329	-12.5%	£283	1.7%	£236	22.0%
2018	£330	£420	-21.4%	£368	-10.3%	£306	7.7%
2017	£218	£399	-45.4%	£341	-36.1%	£285	-23.4%
2016	£298	£492	-39.4%	£424	-29.7%	£353	-15.7%
2015	£360	£350	2.9%	£316	13.8%	-	-
2014	£301	£255	18.0%	£229	31.7%	-	-
2013	£346	-	-	£210	64.8%	-	-
2012	£330	£245	34.7%	£220	49.7%	£184	79.7%
2011	£303	£290	4.5%	£261	16.2%	£217	39.4%
2010	£455	£415	9.6%	£368	23.5%	£307	48.2%
2009	£530	£410	29.3%	£364	45.5%	£304	74.6%
2008	£406	-	-	-	-	£178	128.4%

Prices (€/1x75)

Vintage	Market Price	Ex-London	MP to ex-Lon.	Ex-neg.	MP to ex-neg.	Ex-chât.	MP to ex-chât.
2023	€30	€31	-2.0%	€26	15.5%	€22	38.6%
2022	€33	€39	-16.8%	€34	-2.7%	€28	16.8%
2021	€27	€34	-20.2%	€29	-6.9%	€24	11.7%
2020	€27	€34	-20.2%	€29	-6.9%	€24	11.7%
2019	€29	€31	-6.1%	€26	9.1%	€22	30.9%
2018	€33	€40	-17.0%	€35	-5.2%	€29	13.8%
2017	€22	€38	-42.4%	€32	-32.7%	€27	-19.3%
2016	€30	€47	-37.0%	€41	-27.0%	€34	-12.4%
2015	€36	€37	-3.1%	€34	7.1%	-	-
2014	€30	€29	2.2%	€26	14.0%	-	-
2013	€35	-	-	€22	60.2%	-	-
2012	€33	€24	37.4%	€22	52.8%	€18	83.3%
2011	€30	€30	0.9%	€27	12.2%	€22	34.7%
2010	€46	€39	16.1%	€35	30.7%	€29	56.9%
2009	€53	€41	30.8%	€36	47.2%	€30	76.7%
2008	€41	-	-	-	-	€17	138.8%