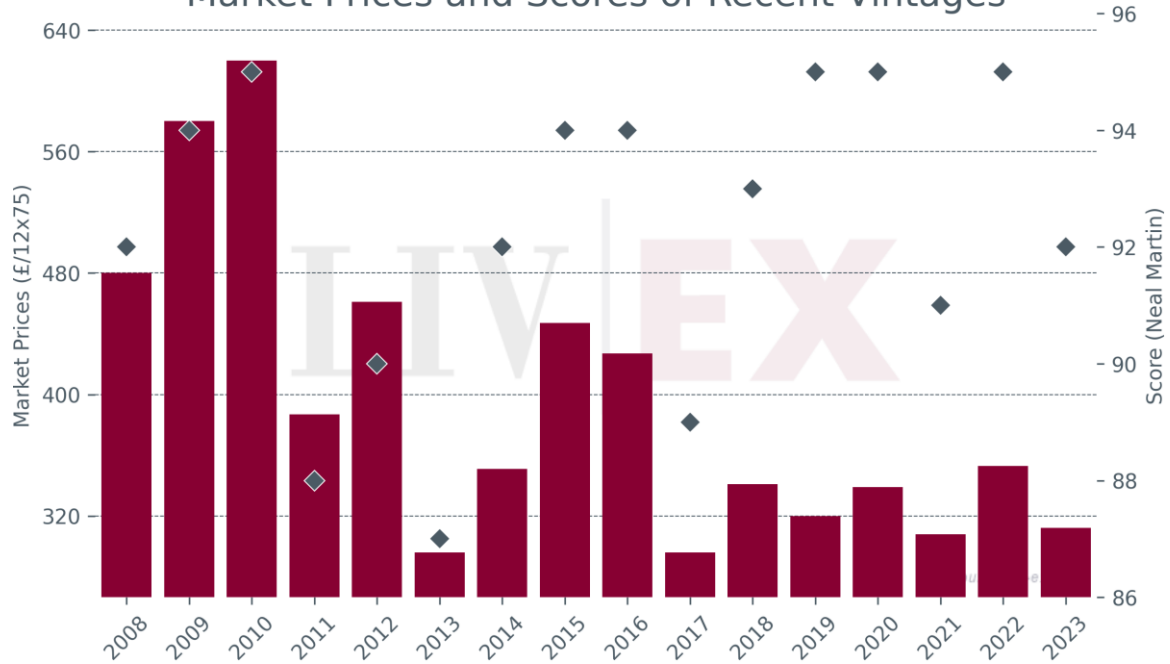


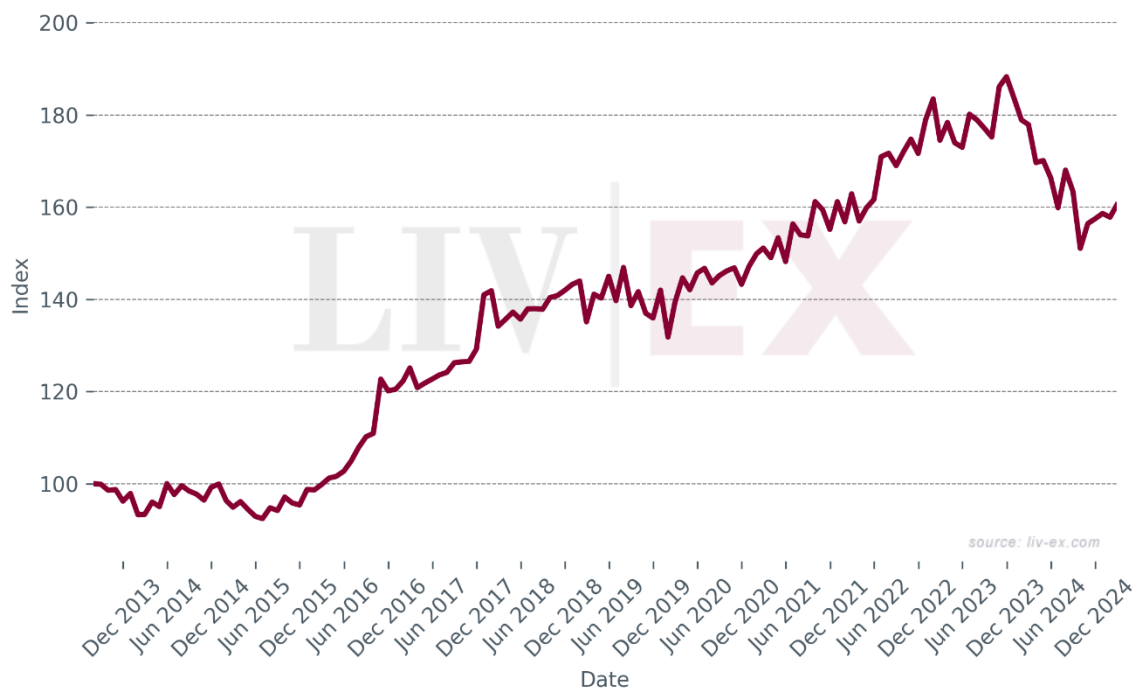
Château Lagrange

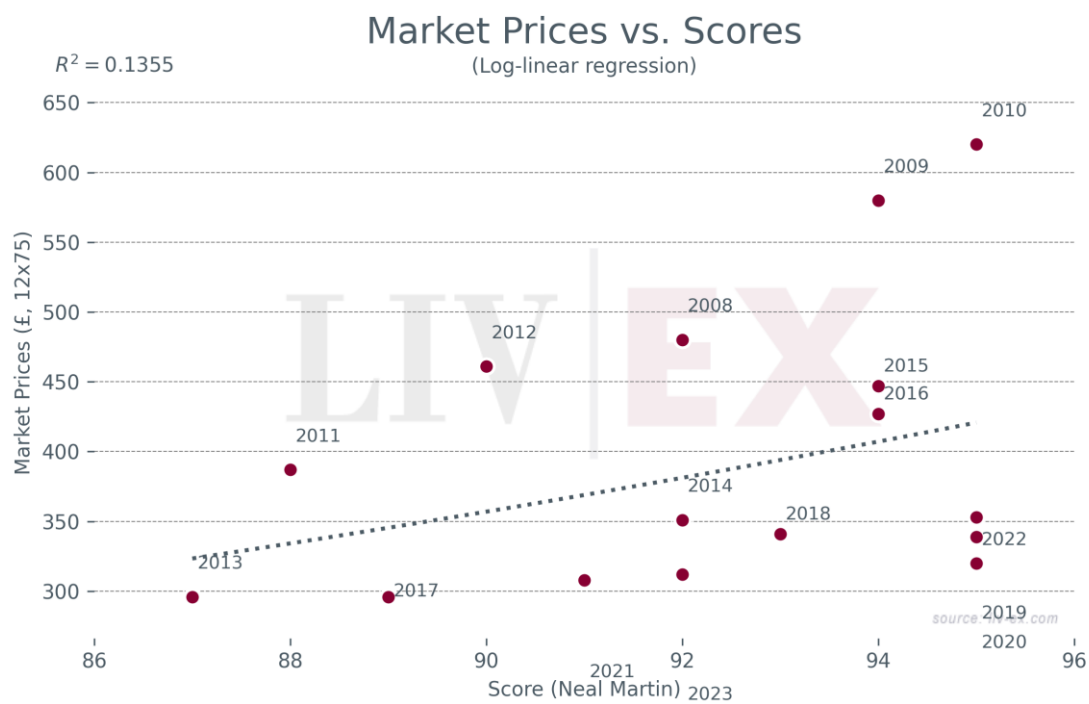
- Since January 2024 Lagrange has accounted for 0.01% of all trade value.

Market Prices and Scores of Recent Vintages



Market Price Index





Breakdown of buyer geography

	United States	United Kingdom	Europe	Asia
Past month share (%)	51.2%	48.8%	0.0%	0.0%
Past year share (%)	6.9%	55.8%	22.6%	14.7%

Prices (£/12x75)

Vintage	Market Price	Ex-London	MP to ex-Lon.	Ex-neg.	MP to ex-neg.	Ex-chât.	MP to ex-chât.
2023	£312	£372	-16.1%	£319	-2.1%	£266	17.4%
2022	£353	£474	-25.5%	£411	-14.1%	£343	3.1%
2021	£308	£405	-24.0%	£348	-11.5%	£290	6.3%
2020	£339	£425	-20.2%	£362	-6.3%	£302	12.4%
2019	£320	£369	-13.3%	£315	1.5%	£263	21.8%
2018	£341	£420	-18.8%	£361	-5.6%	£301	13.2%
2017	£296	£370	-20.0%	£316	-6.4%	£263	12.4%
2016	£427	£420	1.7%	£362	18.0%	£301	41.7%
2015	£447	£300	49.0%	£271	64.8%	£226	97.8%
2014	£351	£240	46.2%	£208	68.9%	£173	102.7%
2013	£296	£227	30.4%	£222	33.6%	£185	60.3%
2012	£461	£265	74.0%	£233	98.2%	£194	137.8%
2011	£387	£300	29.0%	£267	45.1%	£222	74.2%
2010	£620	£444	39.6%	£419	47.9%	£349	77.5%
2009	£703	£385	82.6%	£376	86.8%	£314	124.1%
2008	£480	£260	84.6%	£226	112.5%	£183	162.3%

Prices (€/1x75)

Vintage	Market Price	Ex-London	MP to ex-Lon.	Ex-neg.	MP to ex-neg.	Ex-chât.	MP to ex-chât.
2023	€31	€36	-14.3%	€31	0.0%	€26	20.0%
2022	€35	€46	-22.7%	€40	-10.9%	€33	7.0%
2021	€31	€40	-22.1%	€34	-9.4%	€28	8.8%
2020	€34	€41	-17.6%	€35	-3.1%	€29	16.1%
2019	€32	€34	-7.0%	€29	8.8%	€24	30.6%
2018	€34	€40	-14.2%	€34	-0.3%	€28	19.6%
2017	€30	€35	-15.7%	€30	-1.3%	€25	18.4%
2016	€43	€40	5.7%	€35	22.7%	€29	47.2%
2015	€45	€32	40.3%	€29	55.2%	€24	86.3%
2014	€35	€28	26.6%	€24	46.3%	€20	75.5%
2013	€30	€23	26.7%	€23	29.8%	€19	55.8%
2012	€46	€26	77.5%	€23	102.2%	€19	142.6%
2011	€39	€31	24.6%	€28	40.2%	€23	68.3%
2010	€62	€42	47.8%	€40	56.6%	€33	87.9%
2009	€70	€38	84.7%	€37	89.0%	€31	126.8%
2008	€48	€25	93.0%	€22	122.2%	€18	174.3%