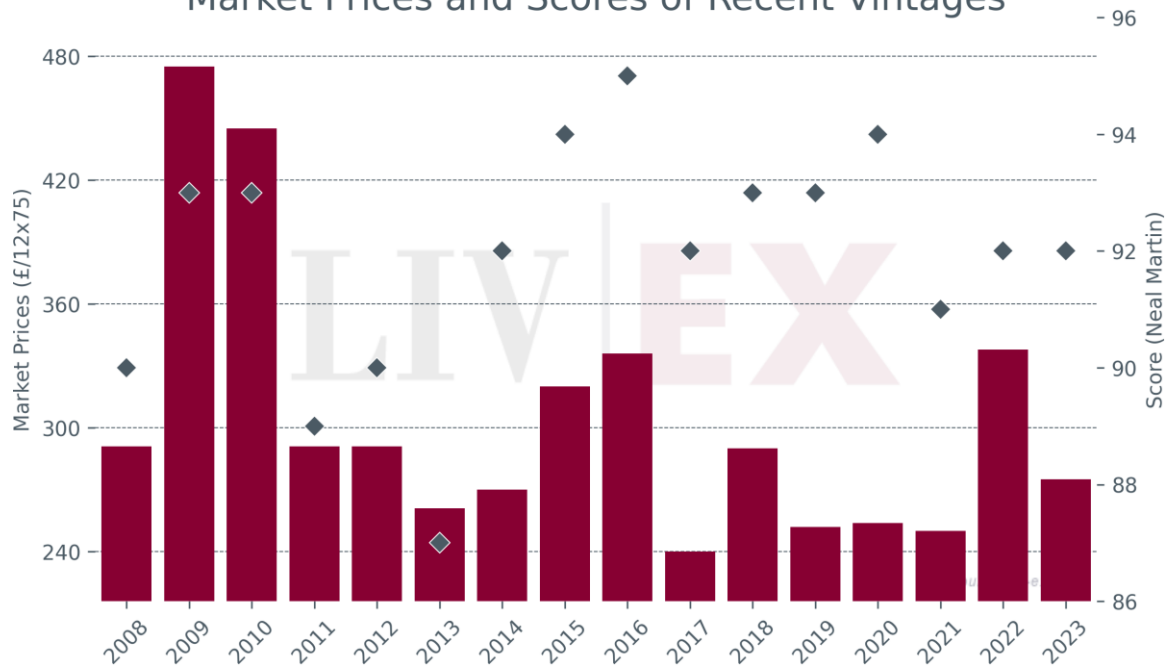


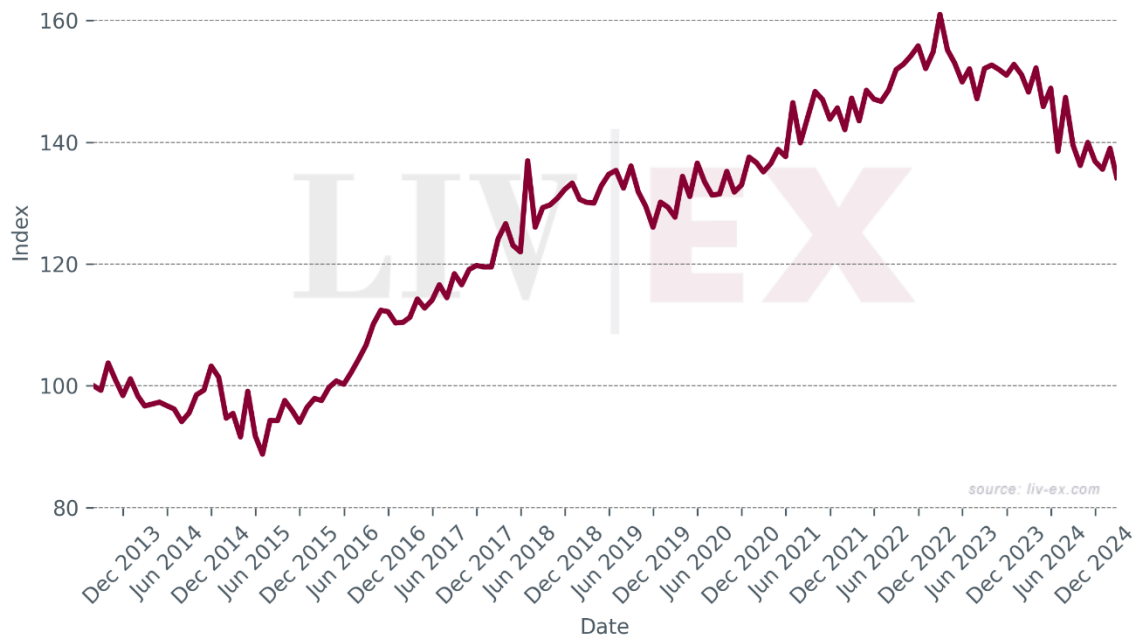
# Château Lafon-Rochet

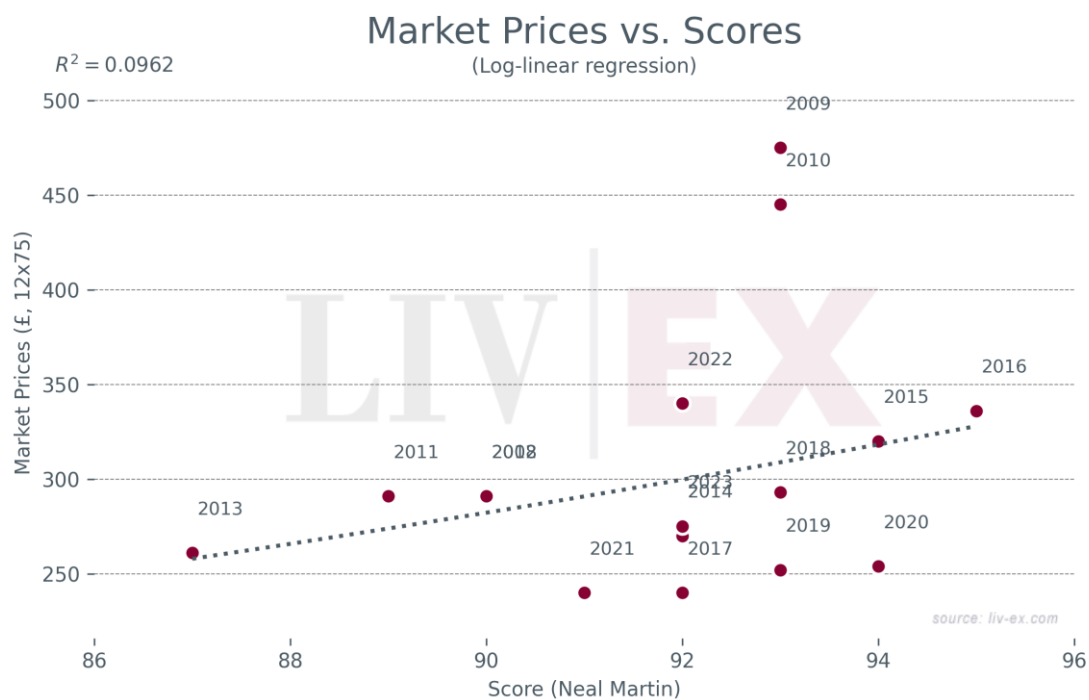
- Since January 2024 Lafon-Rochet has accounted for 0.01% of all trade value.

## Market Prices and Scores of Recent Vintages



## Market Price Index





### Breakdown of buyer geography

	United States	United Kingdom	Europe	Asia
Past month share (%)	-	-	-	-
Past year share (%)	52.9%	26.5%	20.6%	0.0%

## Prices (£/12x75)

Vintage	Market Price	Ex-London	MP to ex-Lon.	Ex-neg.	MP to ex-neg.	Ex-chât.	MP to ex-chât.
<a href="#">2023</a>	£275	£330	-16.7%	£281	-2.1%	£234	17.5%
<a href="#">2022</a>	£340	£420	-19.0%	£353	-3.7%	£294	15.7%
<a href="#">2021</a>	£240	£300	-20.0%	£261	-8.1%	£218	10.3%
<a href="#">2020</a>	£254	£325	-21.8%	£269	-5.4%	£224	13.3%
<a href="#">2019</a>	£252	£336	-25.0%	£290	-13.0%	£241	4.4%
<a href="#">2018</a>	£290	£384	-24.5%	£330	-12.0%	£275	5.6%
<a href="#">2017</a>	£240	£360	-33.3%	£316	-24.1%	£263	-8.9%
<a href="#">2016</a>	£336	£408	-17.6%	£349	-3.8%	£291	15.4%
<a href="#">2015</a>	£320	£300	6.7%	£265	20.9%	£217	47.8%
<a href="#">2014</a>	£270	£220	22.7%	£190	41.8%	£156	73.3%
<a href="#">2013</a>	£261	£230	13.5%	£204	27.9%	£170	53.5%
<a href="#">2012</a>	£291	£240	21.2%	£220	32.0%	-	-
<a href="#">2011</a>	£291	£270	7.8%	£237	22.9%	£222	31.0%
<a href="#">2010</a>	£445	£345	29.0%	£314	41.5%	-	-
<a href="#">2009</a>	£475	£340	39.7%	£300	58.1%	-	-
<a href="#">2008</a>	£291	£220	32.3%	£194	49.6%	£162	79.5%

## Prices (€/1x75)

Vintage	Market Price	Ex-London	MP to ex-Lon.	Ex-neg.	MP to ex-neg.	Ex-chât.	MP to ex-chât.
<a href="#">2023</a>	€28	€32	-14.8%	€28	0.0%	€23	20.1%
<a href="#">2022</a>	€34	€40	-16.0%	€34	0.0%	€28	20.1%
<a href="#">2021</a>	€24	€29	-18.1%	€26	-5.9%	€21	12.9%
<a href="#">2020</a>	€25	€31	-19.3%	€26	-2.3%	€22	17.1%
<a href="#">2019</a>	€25	€31	-19.6%	€27	-6.7%	€22	12.0%
<a href="#">2018</a>	€29	€36	-20.2%	€31	-7.1%	€26	11.5%
<a href="#">2017</a>	€24	€34	-29.7%	€30	-20.0%	€25	-4.0%
<a href="#">2016</a>	€34	€39	-14.4%	€34	0.0%	€28	20.0%
<a href="#">2015</a>	€32	€32	0.4%	€28	13.9%	€23	39.1%
<a href="#">2014</a>	€27	€25	6.3%	€22	22.7%	€18	50.0%
<a href="#">2013</a>	€26	€24	10.3%	€21	24.3%	€18	49.1%
<a href="#">2012</a>	€29	€24	23.7%	€22	34.7%	-	-
<a href="#">2011</a>	€29	€28	4.1%	€24	18.8%	€23	26.5%
<a href="#">2010</a>	€44	€33	36.5%	€30	49.8%	-	-
<a href="#">2009</a>	€48	€34	41.3%	€30	59.9%	-	-
<a href="#">2008</a>	€29	€21	38.3%	€19	56.5%	€16	87.7%