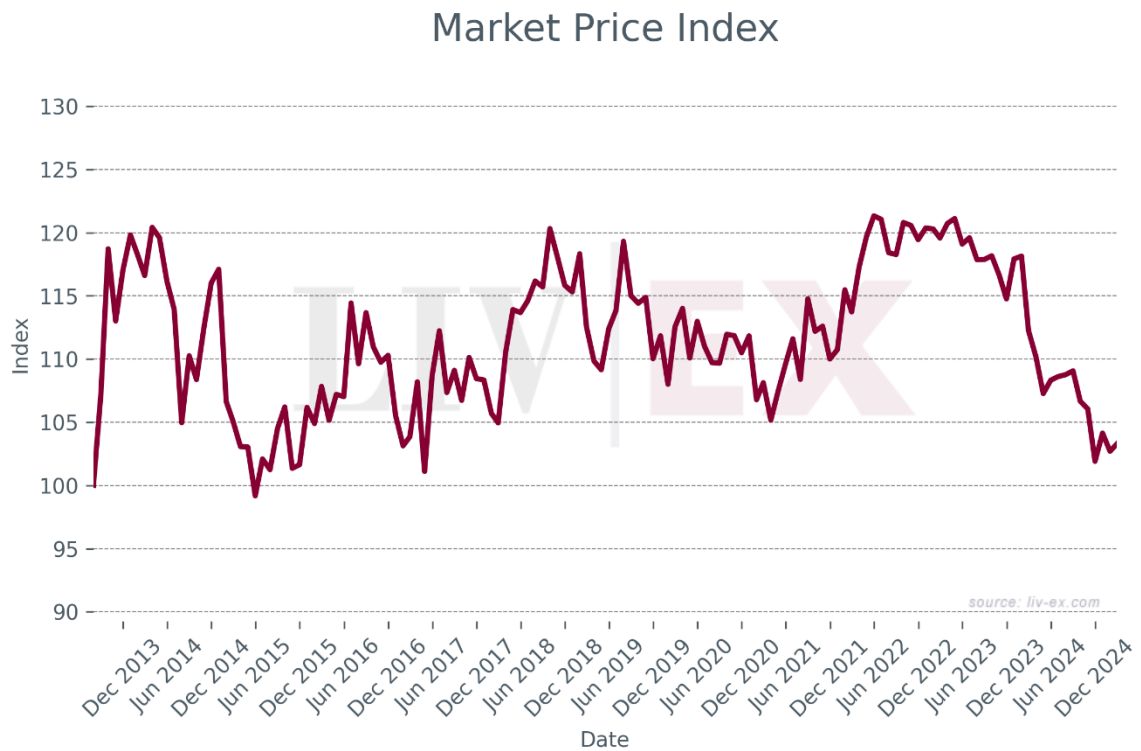
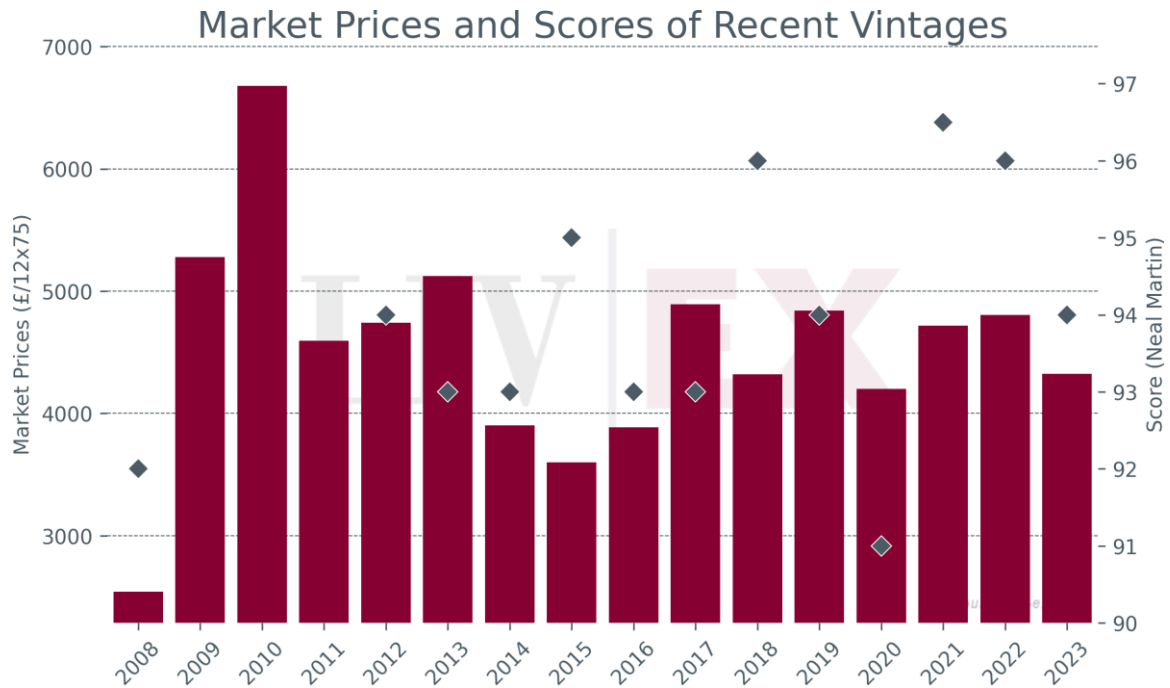
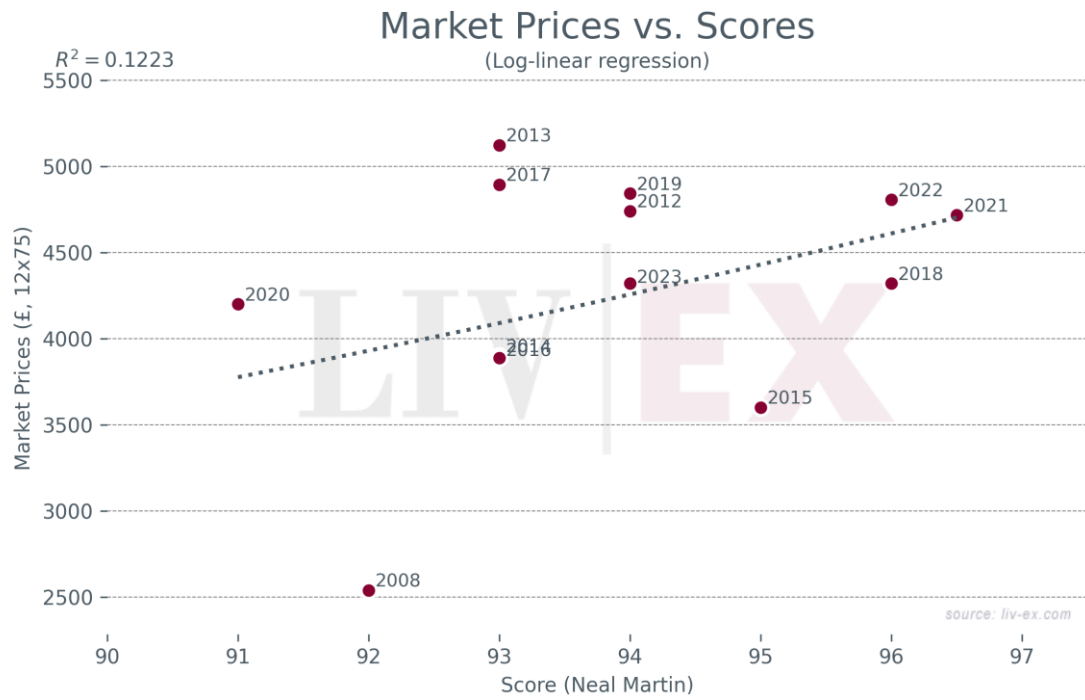


Château La Mission Haut-Brion, Blanc

- Since January 2024, La Mission Haut-Brion Blanc has accounted for 0.04% of all trade value.





Breakdown of buyer geography

	United States	United Kingdom	Europe	Asia
Past month share (%)	-	-	-	-
Past year share (%)	0.0%	56.0%	44.0%	0.0%

Prices (£/12x75)

Vintage	Market Price	Ex-London	MP to ex-Lon.	Ex-neg.	MP to ex-neg.	Ex-chât.	MP to ex-chât.
2023	£4,322	£5,220	-17.2%	£4,414	-2.1%	£3,679	17.5%
2022	£4,812	£5,760	-16.5%	£4,982	-3.4%	£4,152	15.9%
2021	£4,716	£5,820	-19.0%	£4,916	-4.1%	£4,096	15.1%
2020	£4,200	£5,760	-27.1%	£4,959	-15.3%	£4,133	1.6%
2019	£4,842	£5,400	-10.3%	£4,634	4.5%	£3,862	25.4%
2018	£4,320	£5,760	-25.0%	£5,072	-14.8%	£4,226	2.2%
2017	£4,949	-	-	£5,058	-2.2%	£4,215	17.4%
2016	£3,926	-	-	£4,989	-21.3%	£4,158	-5.6%
2015	£4,000	£5,100	-21.6%	£4,520	-11.5%	£3,767	6.2%
2014	£3,900	£4,700	-17.0%	£4,156	-6.2%	£3,463	12.6%
2013	£5,116	-	-	£4,664	9.7%	£3,887	31.6%
2012	£4,740	£5,400	-12.2%	£4,897	-3.2%	£4,081	16.1%
2011	£4,595	£3,200	43.6%	£5,796	-20.7%	-	-
2010	£6,678	£6,995	-4.5%	-	-	-	-
2009	£5,280	£6,150	-14.1%	£5,463	-3.4%	-	-
2008	£2,540	£2,550	-0.4%	£2,196	15.7%	-	-

Prices (€/1x75)

Vintage	Market Price	Ex-London	MP to ex-Lon.	Ex-neg.	MP to ex-neg.	Ex-chât.	MP to ex-chât.
2023	€432	€511	-15.4%	€432	0.0%	€360	20.1%
2022	€481	€555	-13.3%	€480	0.2%	€400	20.3%
2021	€472	€568	-17.0%	€480	-1.7%	€400	17.9%
2020	€420	€557	-24.7%	€480	-12.5%	€400	5.0%
2019	€484	€503	-3.8%	€432	12.1%	€360	34.5%
2018	€432	€545	-20.8%	€480	-10.0%	€400	8.0%
2017	€495	-	-	€480	3.1%	€400	23.7%
2016	€393	-	-	€480	-18.2%	€400	-1.8%
2015	€400	€542	-26.1%	€480	-16.7%	€400	0.0%
2014	€390	€543	-28.2%	€480	-18.8%	€400	-2.5%
2013	€512	-	-	€480	6.6%	€400	27.9%
2012	€474	€529	-10.4%	€480	-1.2%	€400	18.5%
2011	€460	€331	38.7%	€600	-23.4%	-	-
2010	€668	€661	1.1%	-	-	-	-
2009	€528	€608	-13.1%	€540	-2.2%	-	-
2008	€254	€244	4.2%	€210	21.0%	-	-

