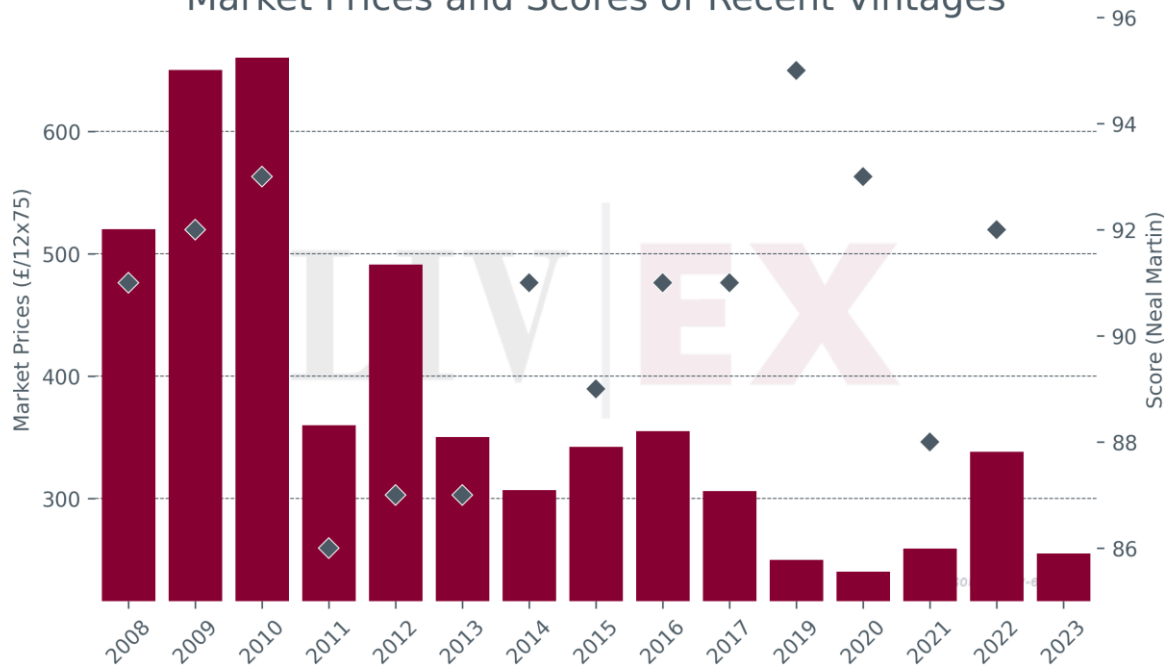


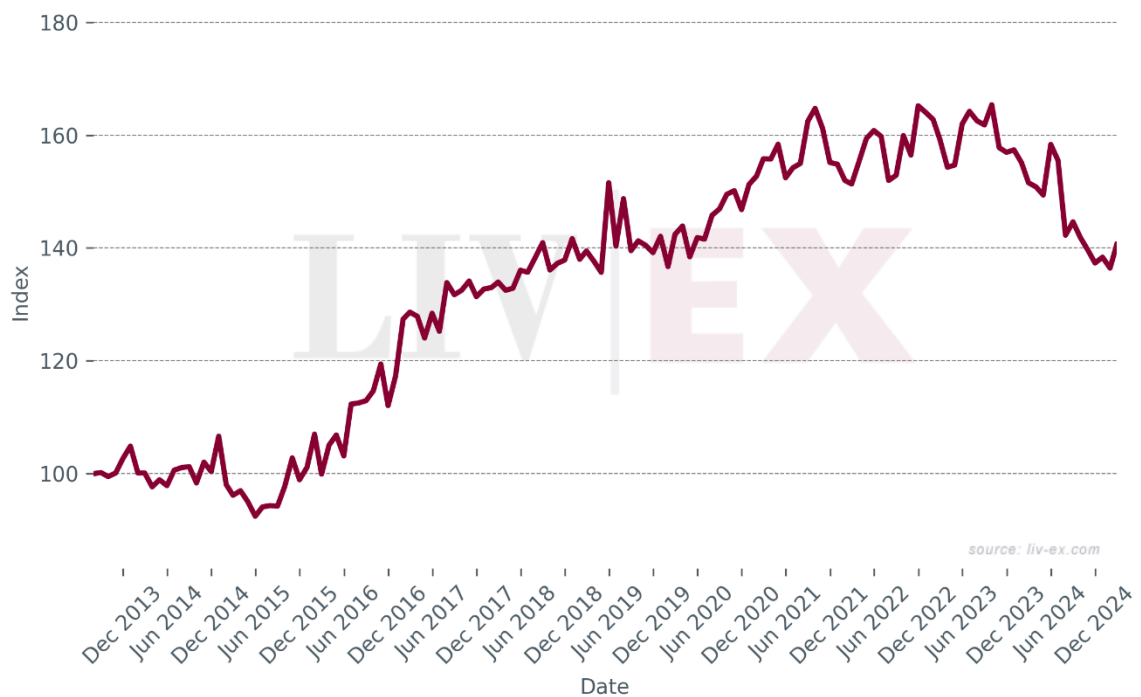
Château La Lagune

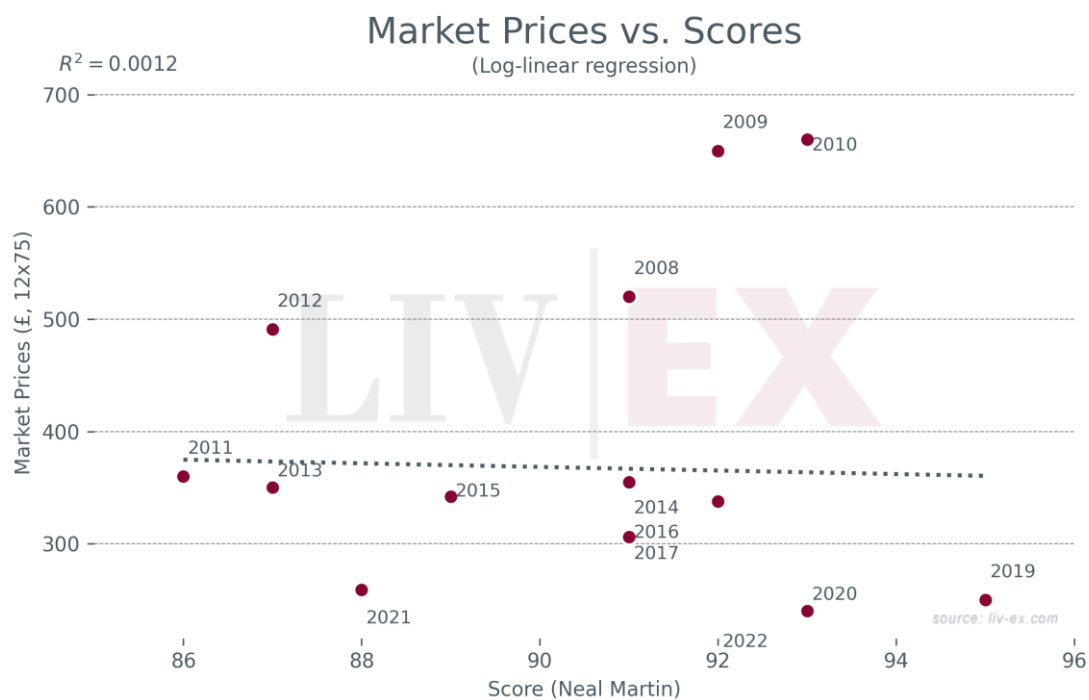
- Since January 2024 La Lagune has accounted for 0.02% of all trade value.

Market Prices and Scores of Recent Vintages



Market Price Index





Breakdown of buyer geography

	United States	United Kingdom	Europe	Asia
Past month share (%)	-	-	-	-
Past year share (%)	11.0%	53.3%	10.7%	25.0%

Prices (£/12x75)

Vintage	Market Price	Ex-London	MP to ex-Lon.	Ex-neg.	MP to ex-neg.	Ex-chât.	MP to ex-chât.
2023	£255	£330	-22.7%	£261	-2.1%	£217	17.7%
2022	£330	£432	-23.6%	£353	-6.5%	£294	12.3%
2021	£259	£320	-19.1%	£277	-6.3%	£230	12.4%
2020	£240	£324	-25.9%	£273	-12.0%	£227	5.6%
2019	£250	£300	-16.7%	£257	-2.9%	£215	16.5%
2017	£306	£378	-19.0%	£322	-5.1%	£269	13.9%
2016	£355	£420	-15.5%	£368	-3.5%	£307	15.8%
2015	£342	£345	-0.9%	£305	12.1%	£254	34.5%
2014	£307	£280	9.6%	£249	23.1%	£208	47.8%
2013	£350	£260	34.6%	£253	38.5%	-	-
2012	£491	£395	24.3%	£355	38.3%	£296	66.0%
2011	£360	£370	-2.7%	£348	3.5%	£348	3.5%
2010	£660	£460	43.5%	£411	60.7%	-	-
2009	£650	£396	64.1%	£324	100.8%	-	-
2008	£520	£280	85.7%	£246	111.6%	-	-

Prices (€/1x75)

Vintage	Market Price	Ex-London	MP to ex-Lon.	Ex-neg.	MP to ex-neg.	Ex-chât.	MP to ex-chât.
2023	€26	€32	-21.0%	€26	0.0%	€21	20.3%
2022	€33	€42	-20.7%	€34	-2.9%	€28	16.6%
2021	€26	€31	-17.1%	€27	-4.1%	€22	15.1%
2020	€24	€31	-23.5%	€26	-9.1%	€22	9.1%
2019	€25	€28	-10.6%	€24	4.2%	€20	25.0%
2017	€31	€36	-14.7%	€31	0.0%	€26	20.0%
2016	€36	€40	-12.1%	€35	0.3%	€30	20.3%
2015	€34	€37	-6.7%	€32	5.6%	€27	26.7%
2014	€31	€32	-5.1%	€29	6.6%	€24	27.9%
2013	€35	€27	30.8%	€26	34.6%	-	-
2012	€49	€39	26.8%	€35	41.1%	€29	69.3%
2011	€36	€38	-6.0%	€36	0.0%	€36	0.0%
2010	€66	€43	51.9%	€39	70.1%	-	-
2009	€65	€39	66.1%	€32	103.1%	-	-
2008	€52	€27	94.2%	€24	121.3%	-	-