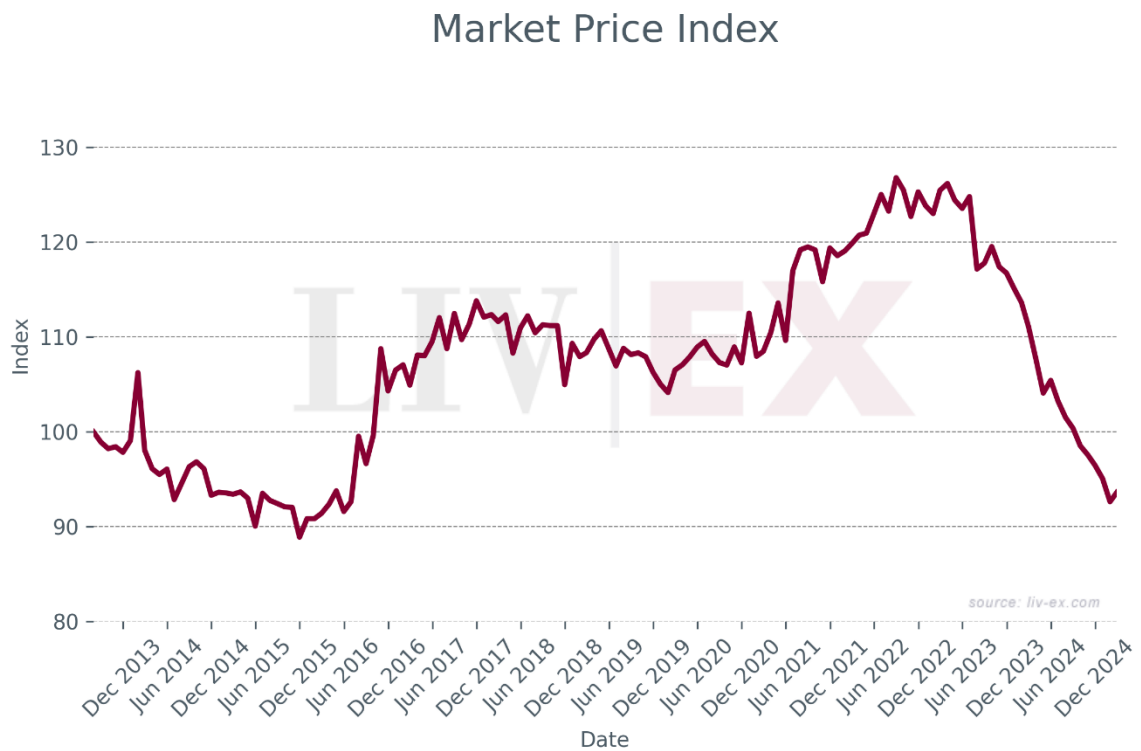
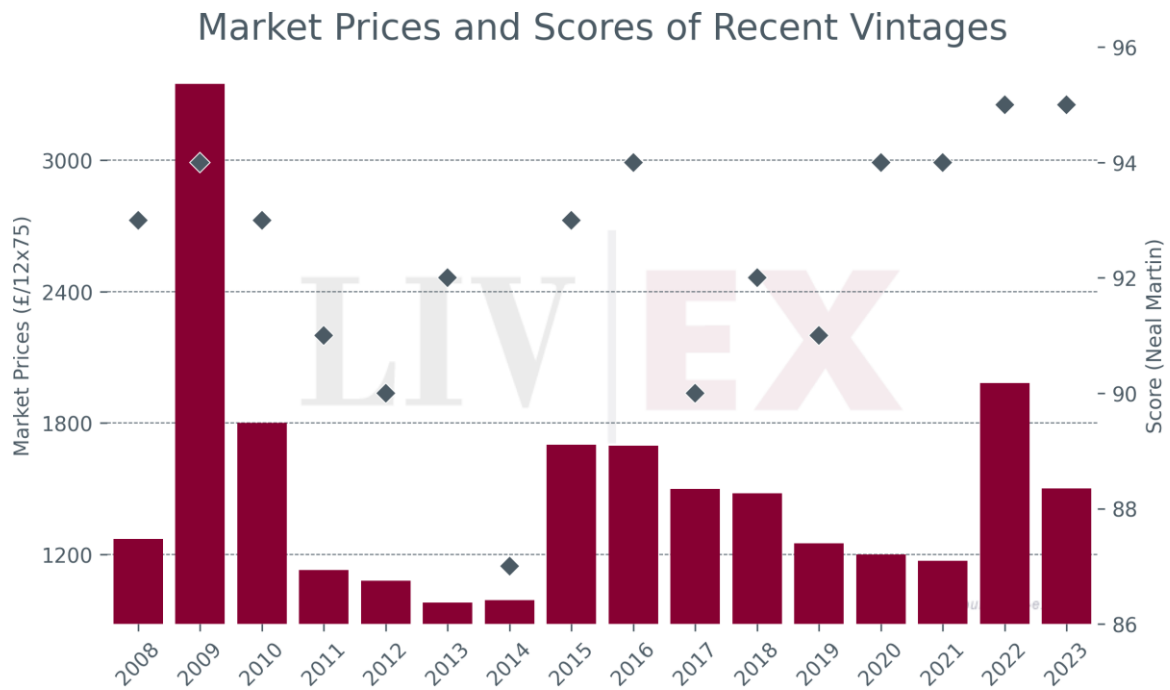
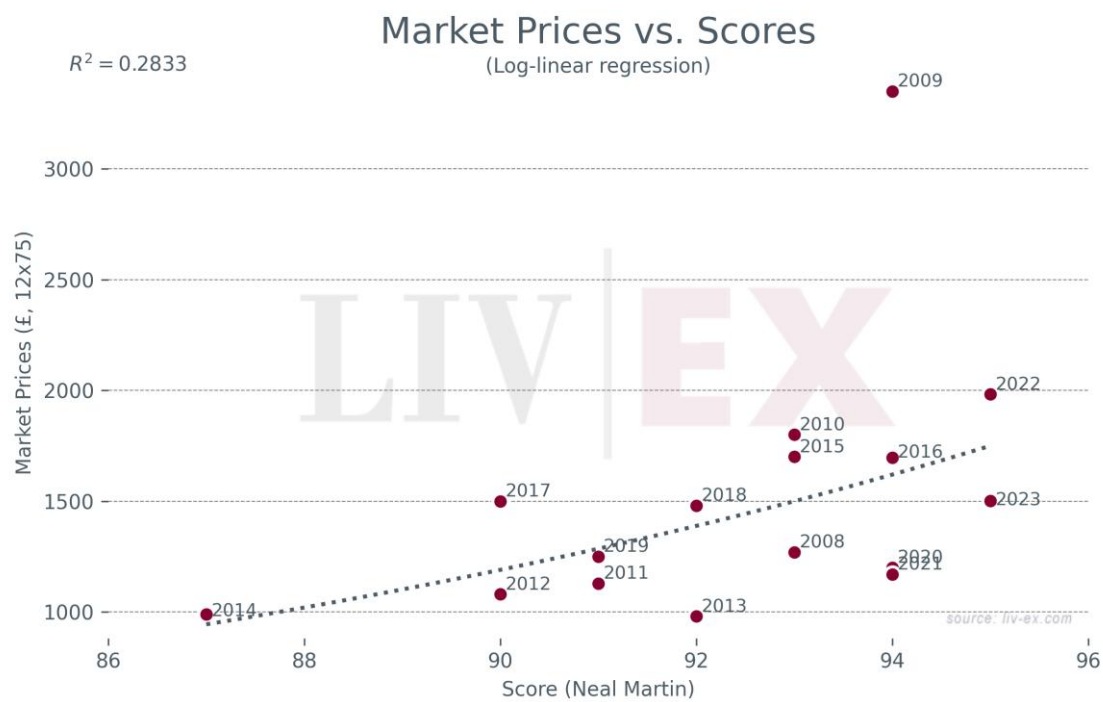


## Château L'Evangile

- Since January 2024, l'Evangile has accounted for 0.12% of all trade value.
- **2010** is its top-traded vintage by value, accounting for 21.4% of all l'Evangile trade value.





### Breakdown of buyer geography

	United States	United Kingdom	Europe	Asia
Past month share (%)	36.5%	0.0%	52.1%	11.4%
Past year share (%)	30.8%	14.5%	35.9%	18.9%

## Prices (£/12x75)

Vintage	Market Price	Ex-London	MP to ex-Lon.	Ex-neg.	MP to ex-neg.	Ex-chât.	MP to ex-chât.
<a href="#">2023</a>	£1,501	£1,896	-20.8%	£1,533	-2.1%	£1,277	17.5%
<a href="#">2022</a>	£1,982	£2,676	-25.9%	£2,242	-11.6%	£1,868	6.1%
<a href="#">2021</a>	£1,170	£2,220	-47.3%	£1,843	-36.5%	£1,536	-23.8%
<a href="#">2020</a>	£1,200	£2,220	-45.9%	£1,860	-35.5%	£1,550	-22.6%
<a href="#">2019</a>	£1,250	£1,752	-28.7%	£1,448	-13.7%	£1,180	5.9%
<a href="#">2018</a>	£1,480	£2,250	-34.2%	£1,902	-22.2%	£1,585	-6.6%
<a href="#">2017</a>	£1,500	£2,090	-28.2%	£1,897	-20.9%	£1,581	-5.1%
<a href="#">2016</a>	£1,696	£2,125	-20.2%	£1,871	-9.4%	£1,559	8.8%
<a href="#">2015</a>	£1,700	£1,560	9.0%	£1,412	20.4%	£1,177	44.4%
<a href="#">2014</a>	£990	£880	12.5%	£779	27.1%	£649	52.5%
<a href="#">2013</a>	£978	£1,000	-2.2%	£972	0.6%	£826	18.4%
<a href="#">2012</a>	£1,080	£1,150	-6.1%	£1,020	5.9%	£867	24.5%
<a href="#">2011</a>	£1,128	£1,068	5.6%	£966	16.8%	£821	37.4%
<a href="#">2010</a>	£1,800	£2,150	-16.3%	£1,905	-5.5%	£1,588	13.4%
<a href="#">2009</a>	£3,360	£2,100	60.0%	£1,821	84.5%	£1,518	121.4%
<a href="#">2008</a>	£1,269	£640	98.3%	£627	102.3%	£523	142.7%

## Prices (€/1x75)

Vintage	Market Price	Ex-London	MP to ex-Lon.	Ex-neg.	MP to ex-neg.	Ex-chât.	MP to ex-chât.
<a href="#">2023</a>	€150	€186	-19.1%	€150	0.1%	€125	20.1%
<a href="#">2022</a>	€198	€258	-23.1%	€216	-8.2%	€180	10.1%
<a href="#">2021</a>	€117	€217	-46.0%	€180	-35.0%	€150	-22.0%
<a href="#">2020</a>	€120	€215	-44.2%	€180	-33.3%	€150	-20.0%
<a href="#">2019</a>	€125	€163	-23.5%	€135	-7.4%	€110	13.6%
<a href="#">2018</a>	€148	€213	-30.5%	€180	-17.8%	€150	-1.3%
<a href="#">2017</a>	€150	€198	-24.4%	€180	-16.7%	€150	0.0%
<a href="#">2016</a>	€170	€204	-17.0%	€180	-5.8%	€150	13.1%
<a href="#">2015</a>	€170	€166	2.6%	€150	13.3%	€125	36.0%
<a href="#">2014</a>	€99	€102	-2.6%	€90	10.0%	€75	32.0%
<a href="#">2013</a>	€98	€103	-5.0%	€100	-2.2%	€85	15.1%
<a href="#">2012</a>	€108	€113	-4.2%	€100	8.0%	€85	27.1%
<a href="#">2011</a>	€113	€111	2.0%	€100	12.8%	€85	32.7%
<a href="#">2010</a>	€180	€203	-11.4%	€180	0.0%	€150	20.0%
<a href="#">2009</a>	€336	€208	61.9%	€180	86.7%	€150	124.0%
<a href="#">2008</a>	€127	€61	107.3%	€60	111.5%	€50	153.8%