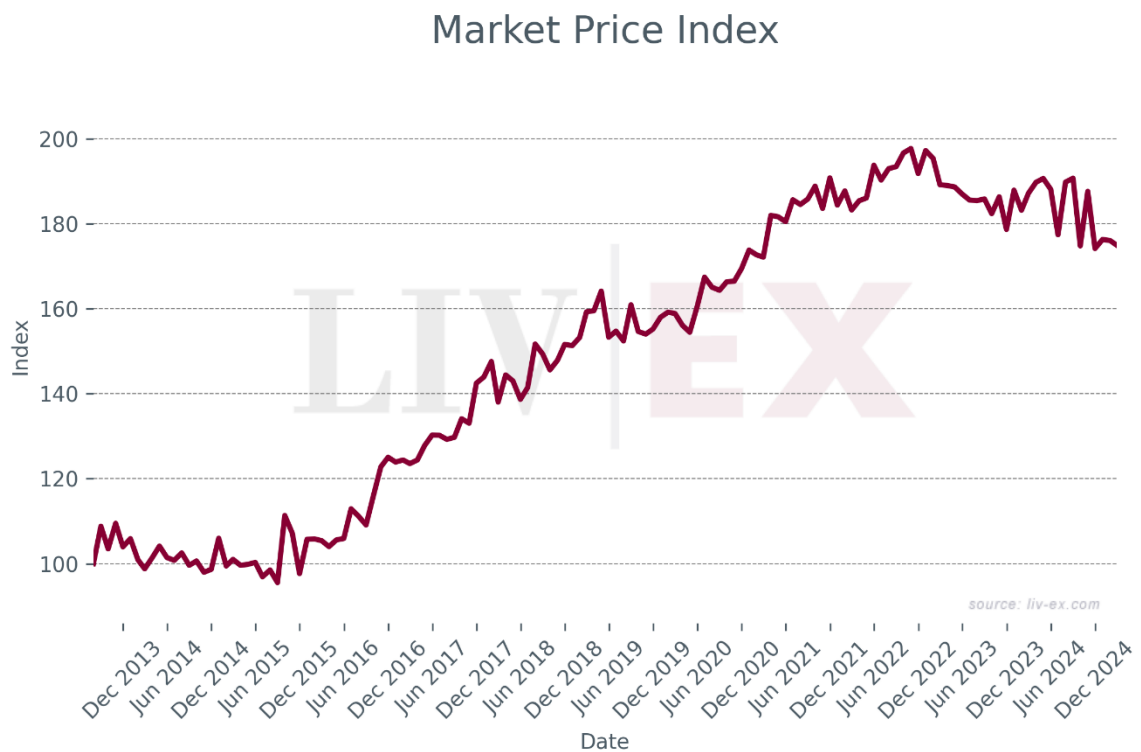
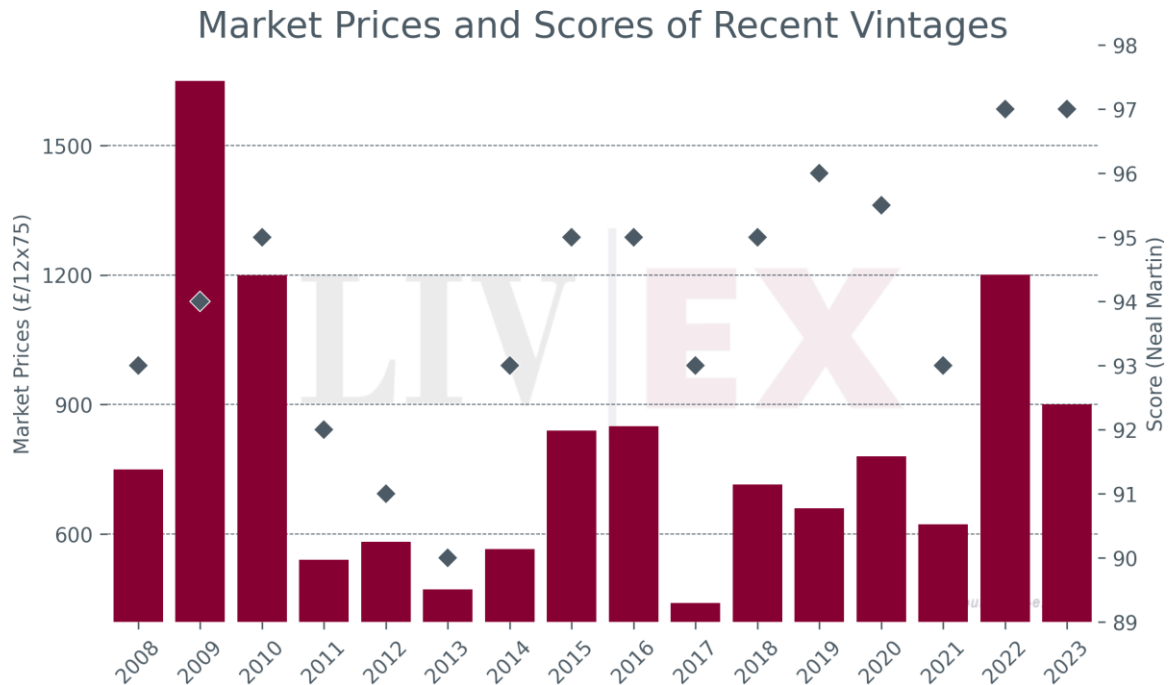
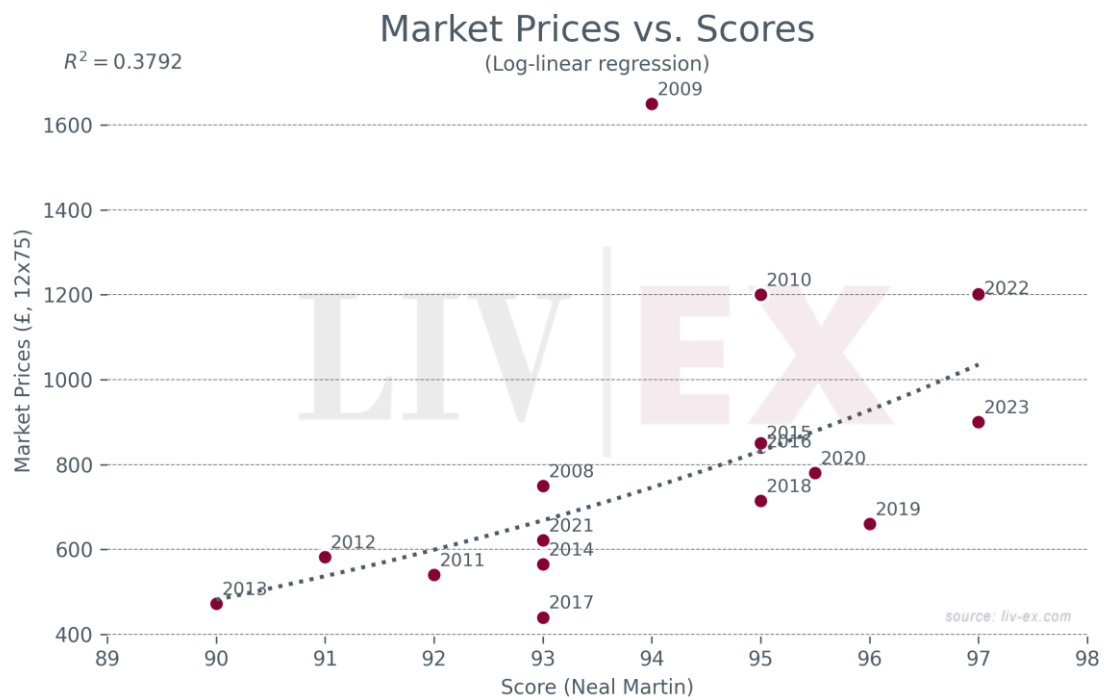


Château Haut-Bailly

- Since January 2024, Haut-Bailly has accounted for 0.12% of all trade value.
- **2020** is its top-traded vintage by value, accounting for 18.8% of all Haut-Bailly trade value.





Breakdown of buyer geography

	United States	United Kingdom	Europe	Asia
Past month share (%)	25.9%	6.5%	57.9%	9.8%
Past year share (%)	58.9%	10.4%	27.7%	3.1%

Prices (£/12x75)

Vintage	Market Price	Ex-London	MP to ex-Lon.	Ex-neg.	MP to ex-neg.	Ex-chât.	MP to ex-chât.
2023	£900	£1,080	-16.7%	£920	-2.1%	£766	17.4%
2022	£1,150	£1,440	-20.1%	£1,246	-7.7%	£1,038	10.8%
2021	£622	£1,152	-46.0%	£983	-36.7%	£819	-24.1%
2020	£780	£1,152	-32.3%	£992	-21.4%	£827	-5.6%
2019	£660	£840	-21.4%	£708	-6.8%	£590	11.9%
2018	£715	£1,044	-31.5%	£888	-19.4%	£740	-3.3%
2017	£440	£888	-50.5%	£759	-42.0%	£632	-30.4%
2016	£850	£996	-14.7%	£873	-2.6%	£728	16.8%
2015	£840	£720	16.7%	£621	35.2%	£518	62.2%
2014	£565	£420	34.5%	£374	51.1%	£312	81.3%
2013	£472	£395	19.5%	£385	22.7%	£321	47.2%
2012	£600	£480	25.0%	£429	40.0%	£357	68.0%
2011	£540	£580	-6.9%	£522	3.5%	£435	24.2%
2010	£1,200	£990	21.2%	£942	27.4%	£783	53.2%
2009	£1,650	£870	89.7%	£777	112.4%	£648	154.8%
2008	£750	£399	88.0%	£345	117.3%	£288	160.8%

Prices (€/1x75)

Vintage	Market Price	Ex-London	MP to ex-Lon.	Ex-neg.	MP to ex-neg.	Ex-chât.	MP to ex-chât.
2023	€90	€106	-14.8%	€90	0.0%	€75	20.0%
2022	€115	€139	-17.1%	€120	-4.2%	€100	15.0%
2021	€62	€112	-44.7%	€96	-35.2%	€80	-22.2%
2020	€78	€111	-30.0%	€96	-18.8%	€80	-2.5%
2019	€66	€78	-15.7%	€66	0.0%	€55	20.0%
2018	€72	€99	-27.6%	€84	-14.9%	€70	2.1%
2017	€44	€84	-47.8%	€72	-38.9%	€60	-26.7%
2016	€85	€96	-11.3%	€84	1.2%	€70	21.4%
2015	€84	€76	9.9%	€66	27.3%	€55	52.7%
2014	€56	€49	16.5%	€43	30.8%	€36	56.9%
2013	€47	€41	16.1%	€40	19.2%	€33	43.0%
2012	€60	€47	27.5%	€42	42.9%	€35	71.4%
2011	€54	€60	-10.1%	€54	0.0%	€45	20.0%
2010	€120	€94	28.3%	€89	34.8%	€74	62.2%
2009	€165	€86	91.9%	€77	114.8%	€64	157.8%
2008	€75	€38	96.6%	€33	127.3%	€28	172.7%