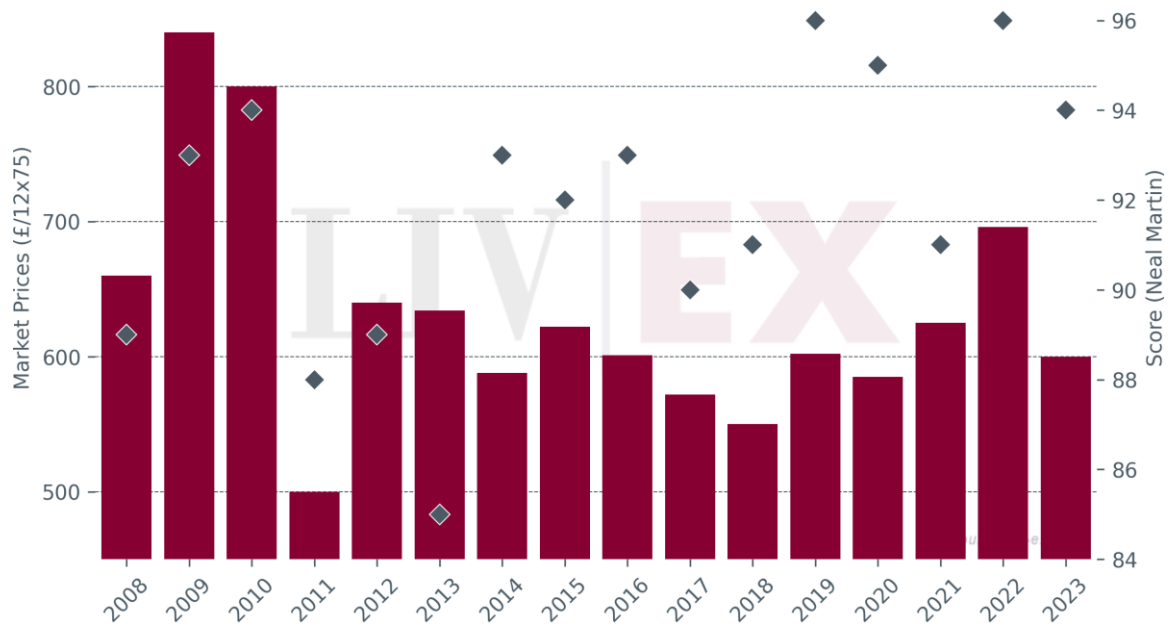


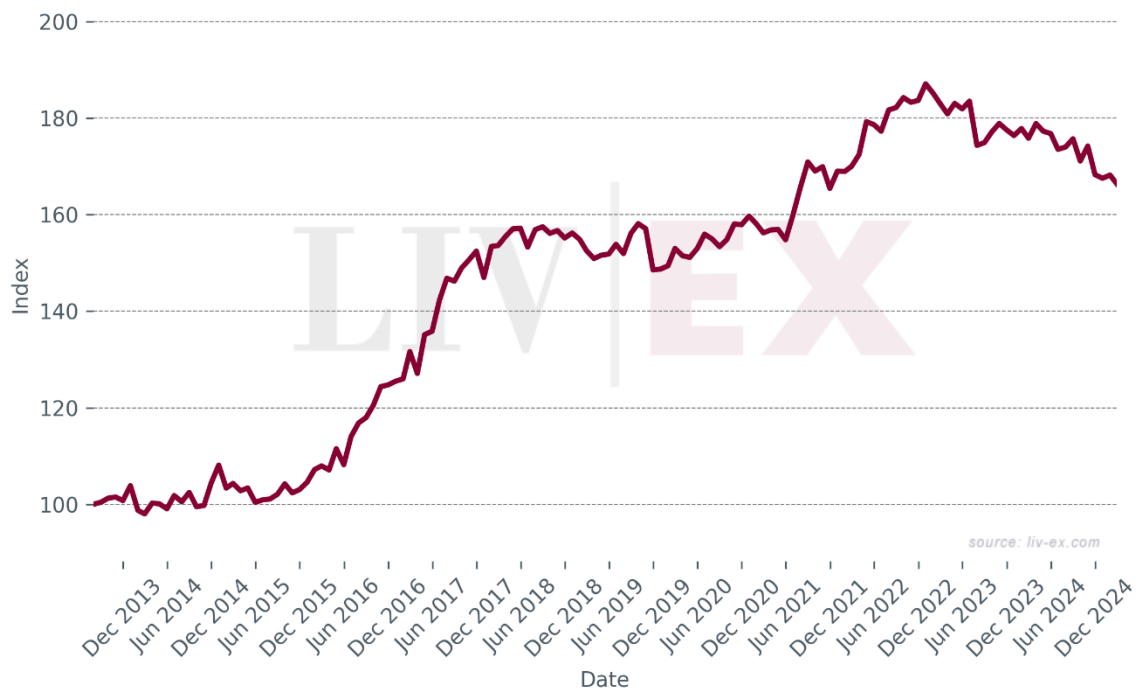
# Château Gruaud Larose

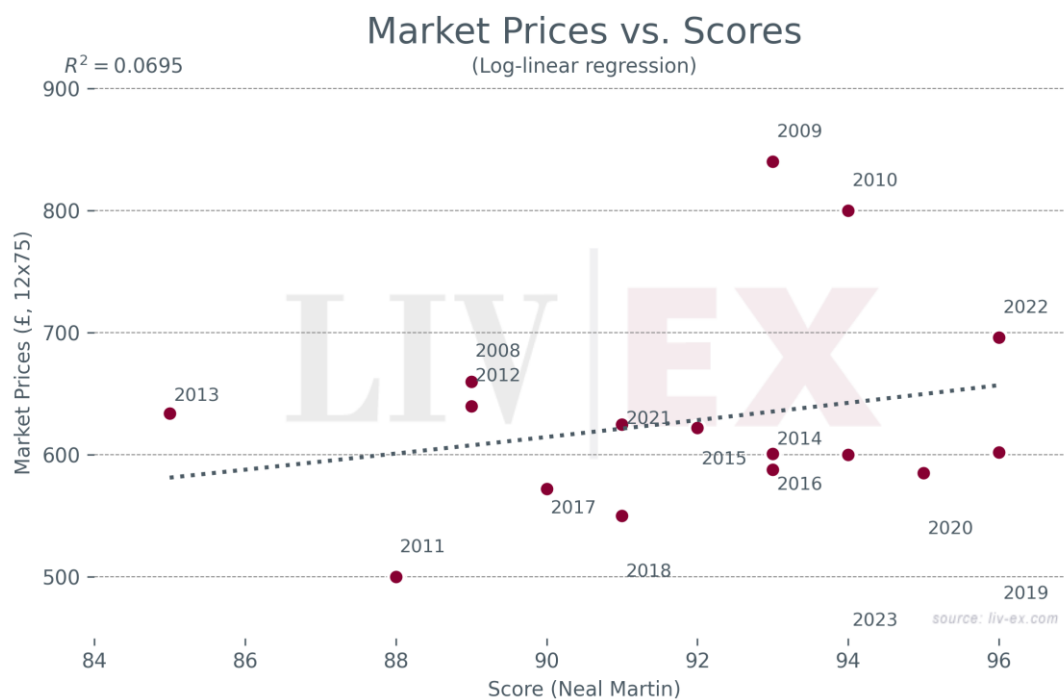
- Since January 2024 Gruaud Larose has accounted for 0.06% of all trade value.

## Market Prices and Scores of Recent Vintages



## Market Price Index





### Breakdown of buyer geography

	United States	United Kingdom	Europe	Asia
Past month share (%)	20.2%	41.6%	38.1%	0.0%
Past year share (%)	22.3%	42.9%	34.9%	0.0%

## Prices (£/12x75)

Vintage	Market Price	Ex-London	MP to ex-Lon.	Ex-neg.	MP to ex-neg.	Ex-chât.	MP to ex-chât.
<a href="#">2023</a>	£600	£716	-16.2%	£613	-2.1%	£511	17.4%
<a href="#">2022</a>	£690	£840	-17.9%	£722	-4.5%	£602	14.6%
<a href="#">2021</a>	£570	£768	-25.8%	£639	-10.8%	£533	7.0%
<a href="#">2020</a>	£585	£695	-15.8%	£595	-1.7%	£496	18.0%
<a href="#">2019</a>	£600	£649	-7.6%	£553	8.4%	£461	30.1%
<a href="#">2018</a>	£550	£660	-16.7%	£583	-5.7%	£486	13.2%
<a href="#">2017</a>	£572	£615	-7.0%	£546	4.8%	£453	26.2%
<a href="#">2016</a>	£601	£620	-3.1%	£549	9.5%	£457	31.4%
<a href="#">2015</a>	£619	£485	27.6%	£440	40.6%	£367	68.6%
<a href="#">2014</a>	£557	£390	42.8%	£342	62.9%	£286	95.0%
<a href="#">2013</a>	£634	£365	73.7%	£326	94.2%	£272	133.0%
<a href="#">2012</a>	£640	£375	70.7%	£343	86.7%	£286	124.0%
<a href="#">2011</a>	£500	£390	28.2%	£357	39.9%	£299	67.0%
<a href="#">2010</a>	£800	£530	50.9%	£476	67.9%	£397	101.5%
<a href="#">2009</a>	£840	£470	78.7%	£399	110.7%	£324	159.5%
<a href="#">2008</a>	£660	£275	140.0%	£246	168.6%	£204	223.7%

## Prices (€/1x75)

Vintage	Market Price	Ex-London	MP to ex-Lon.	Ex-neg.	MP to ex-neg.	Ex-chât.	MP to ex-chât.
<a href="#">2023</a>	€60	€70	-14.4%	€60	0.0%	€50	20.0%
<a href="#">2022</a>	€69	€81	-14.7%	€70	-0.9%	€58	19.0%
<a href="#">2021</a>	€57	€75	-24.0%	€62	-8.7%	€52	9.6%
<a href="#">2020</a>	€58	€67	-13.0%	€58	1.6%	€48	21.9%
<a href="#">2019</a>	€60	€61	-0.8%	€52	16.3%	€43	39.5%
<a href="#">2018</a>	€55	€62	-11.9%	€55	-0.4%	€46	19.6%
<a href="#">2017</a>	€57	€58	-2.0%	€52	10.4%	€43	33.0%
<a href="#">2016</a>	€60	€60	0.8%	€53	13.8%	€44	36.6%
<a href="#">2015</a>	€62	€52	20.2%	€47	32.4%	€39	58.7%
<a href="#">2014</a>	€56	€45	23.6%	€40	41.0%	€33	68.8%
<a href="#">2013</a>	€63	€38	68.8%	€34	88.7%	€28	126.4%
<a href="#">2012</a>	€64	€37	74.1%	€34	90.5%	€28	128.6%
<a href="#">2011</a>	€50	€40	23.9%	€37	35.1%	€31	61.3%
<a href="#">2010</a>	€80	€50	59.8%	€45	77.8%	€38	113.3%
<a href="#">2009</a>	€84	€46	80.8%	€39	113.2%	€32	162.5%
<a href="#">2008</a>	€66	€26	151.0%	€24	180.9%	€20	238.5%