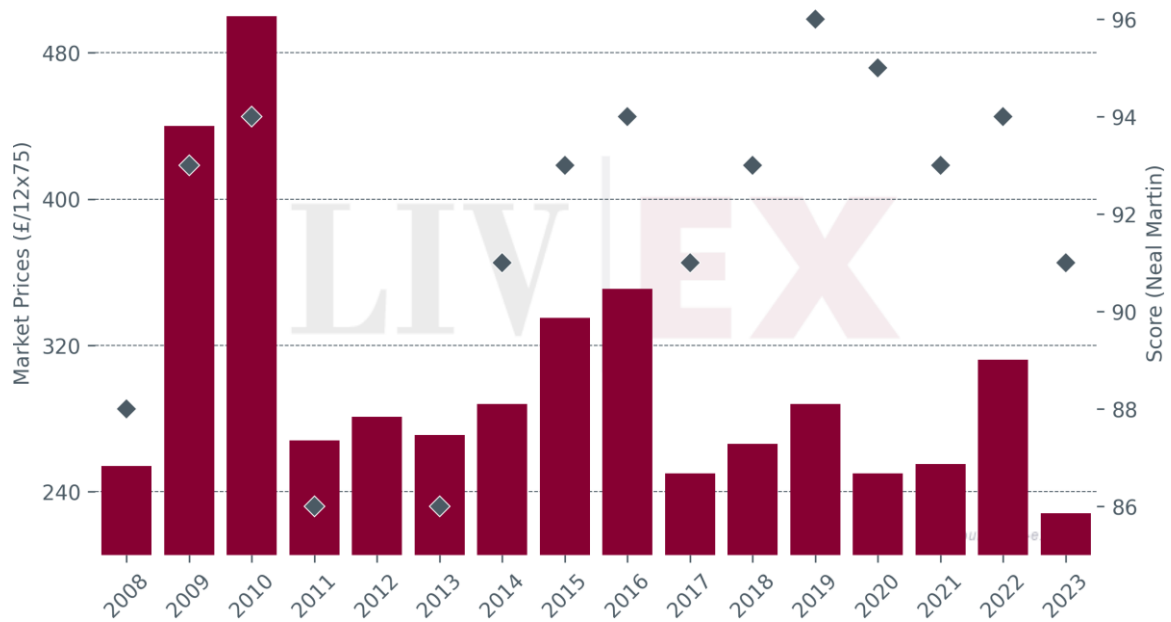


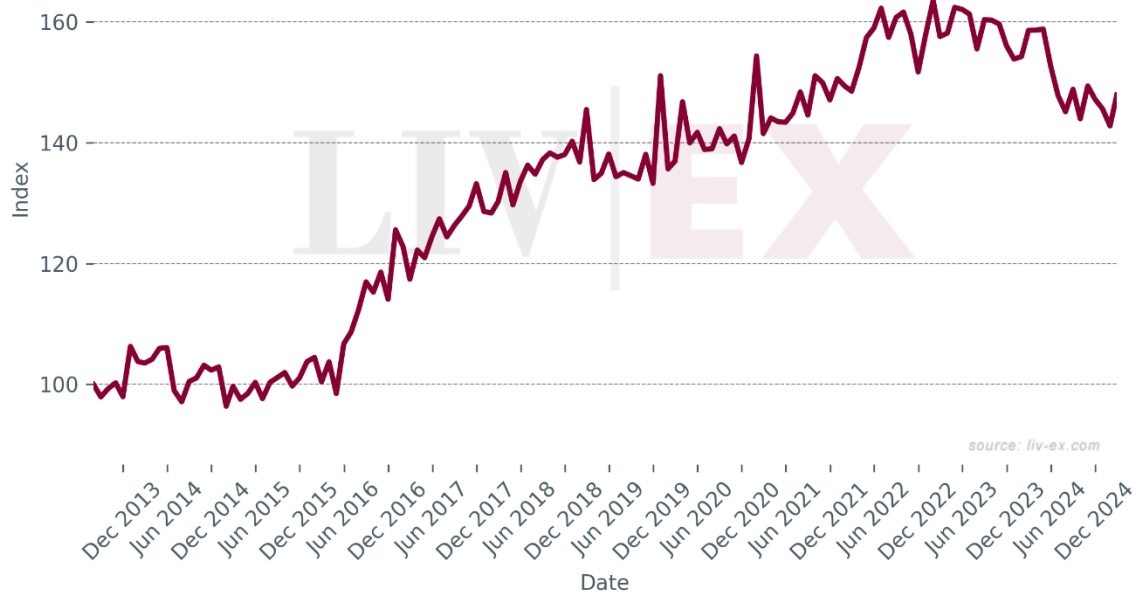
# Château Gloria

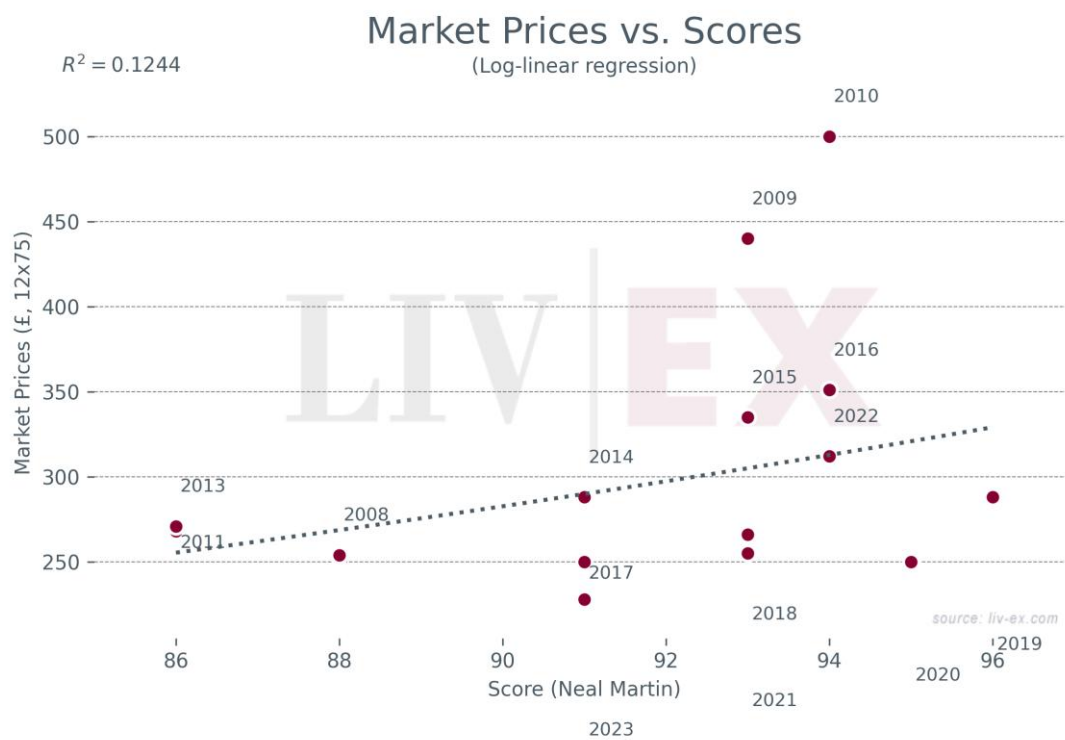
- Since January 2024 Gloria has accounted for 0.02% of all trade value.

## Market Prices and Scores of Recent Vintages



## Market Price Index





### Breakdown of buyer geography

	United States	United Kingdom	Europe	Asia
Past month share (%)	6.5%	47.5%	0.0%	46.0%
Past year share (%)	36.1%	37.1%	0.0%	26.8%

## Prices (£/12x75)

Vintage	Market Price	Ex-London	MP to ex-Lon.	Ex-neg.	MP to ex-neg.	Ex-chât.	MP to ex-chât.
<a href="#">2023</a>	£228	£275	-17.1%	£233	-2.1%	£194	17.4%
<a href="#">2022</a>	£312	£378	-17.5%	£324	-3.7%	£270	15.6%
<a href="#">2021</a>	£255	£315	-19.0%	£270	-5.7%	£210	21.5%
<a href="#">2020</a>	£250	£317	-21.1%	£273	-8.3%	£227	10.0%
<a href="#">2019</a>	£288	£301	-4.3%	£257	11.9%	£215	34.2%
<a href="#">2018</a>	£266	£350	-24.0%	£304	-12.6%	£254	4.9%
<a href="#">2017</a>	£250	£315	-20.6%	£272	-8.0%	£227	10.3%
<a href="#">2016</a>	£351	£360	-2.5%	£312	12.6%	£260	35.1%
<a href="#">2015</a>	£335	£285	17.5%	£254	31.8%	£212	58.1%
<a href="#">2014</a>	£288	£205	40.5%	£182	58.4%	£152	90.1%
<a href="#">2013</a>	£271	£225	20.4%	£192	40.9%	£160	69.0%
<a href="#">2012</a>	£281	£240	17.1%	£202	39.1%	£168	66.9%
<a href="#">2011</a>	£268	£240	11.7%	£214	25.0%	£203	32.1%
<a href="#">2010</a>	£500	£315	58.7%	£292	71.1%	-	-
<a href="#">2009</a>	£440	£275	60.0%	£243	81.2%	£202	117.4%
<a href="#">2008</a>	£254	£195	30.3%	£166	52.8%	£141	79.9%

## Prices (€/1x75)

Vintage	Market Price	Ex-London	MP to ex-Lon.	Ex-neg.	MP to ex-neg.	Ex-chât.	MP to ex-chât.
<a href="#">2023</a>	€23	€27	-15.3%	€23	0.0%	€19	20.0%
<a href="#">2022</a>	€31	€36	-14.3%	€31	0.0%	€26	20.0%
<a href="#">2021</a>	€26	€31	-17.1%	€26	-3.4%	€20	24.4%
<a href="#">2020</a>	€25	€31	-18.5%	€26	-5.3%	€22	13.6%
<a href="#">2019</a>	€29	€28	2.6%	€24	20.0%	€20	44.0%
<a href="#">2018</a>	€27	€33	-19.7%	€29	-7.6%	€24	10.8%
<a href="#">2017</a>	€25	€30	-16.4%	€26	-3.1%	€22	16.3%
<a href="#">2016</a>	€35	€35	1.3%	€30	17.0%	€25	40.4%
<a href="#">2015</a>	€34	€30	10.7%	€27	24.1%	€22	48.9%
<a href="#">2014</a>	€29	€24	21.6%	€21	37.1%	€18	64.6%
<a href="#">2013</a>	€27	€23	17.0%	€20	36.9%	€16	64.2%
<a href="#">2012</a>	€28	€24	19.5%	€20	41.9%	€16	70.3%
<a href="#">2011</a>	€27	€25	7.9%	€22	20.7%	€21	27.6%
<a href="#">2010</a>	€50	€30	68.0%	€28	81.2%	-	-
<a href="#">2009</a>	€44	€27	61.9%	€24	83.3%	€20	120.0%
<a href="#">2008</a>	€25	€19	36.2%	€16	59.7%	€14	88.1%