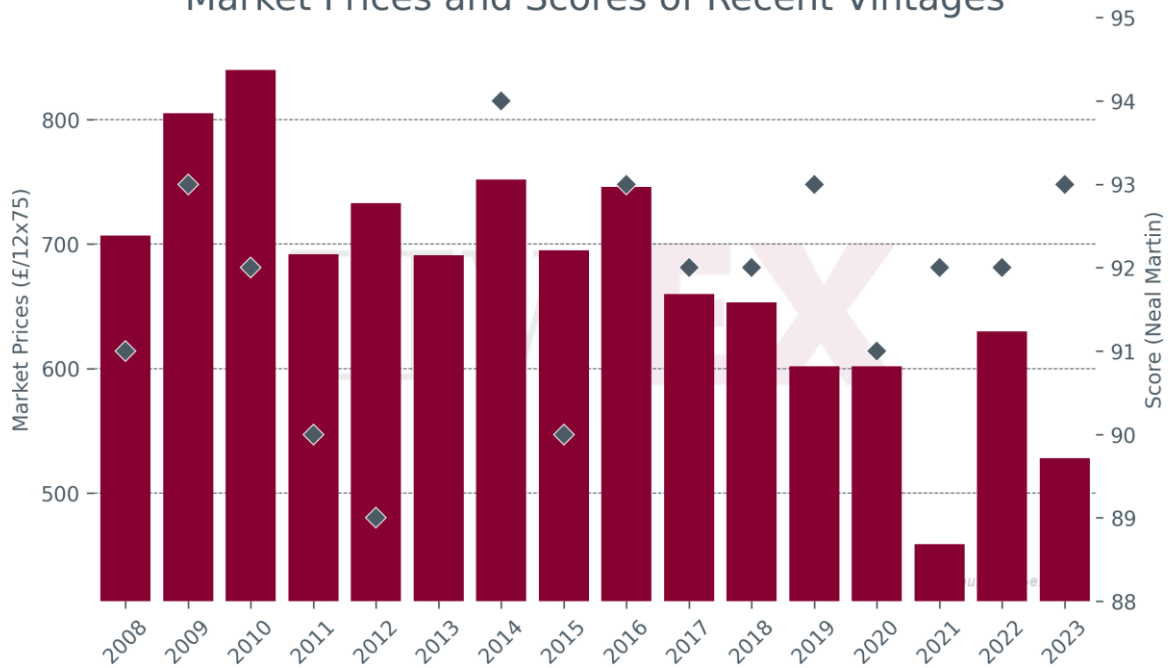


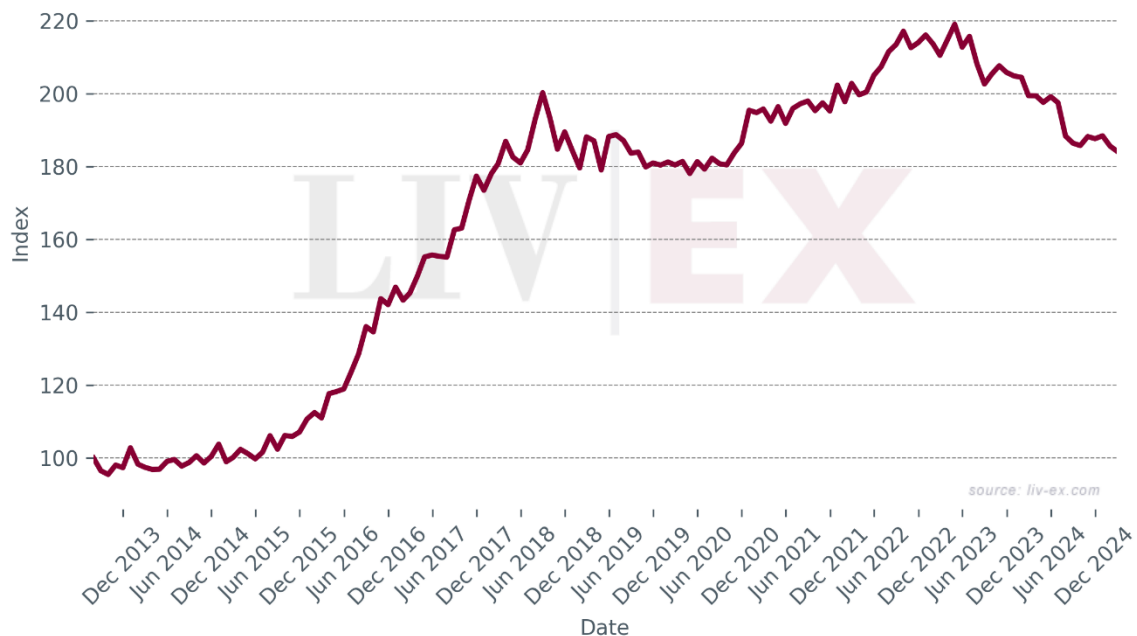
Château Clerc Milon

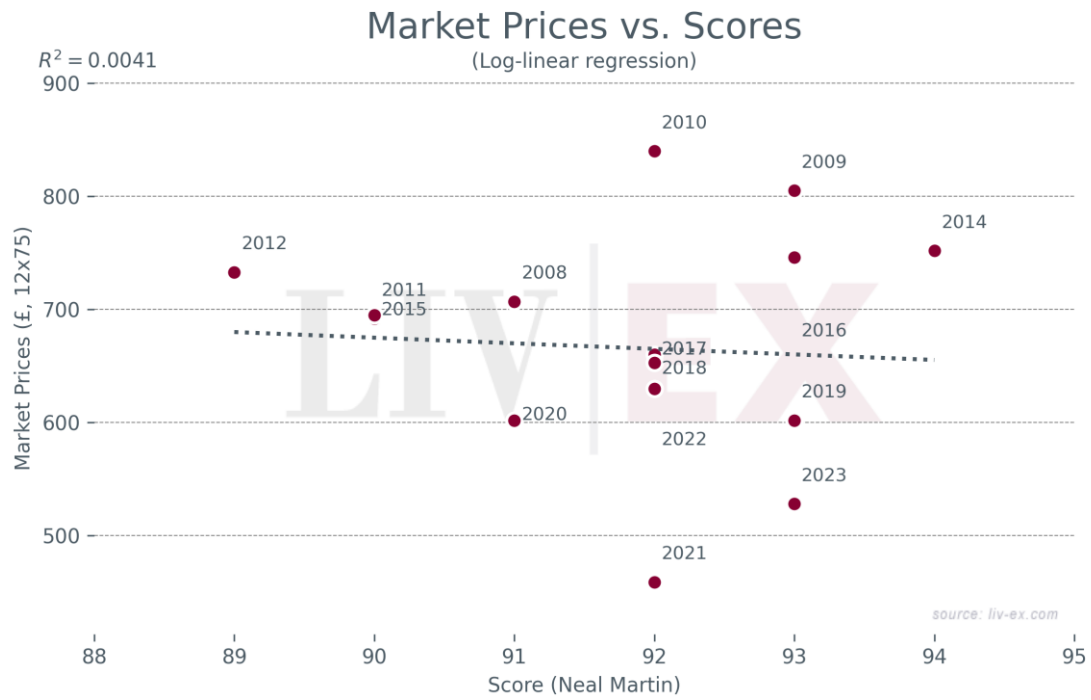
- Since January 2024, Clerc Milon has accounted for 0.07% of all trade value.

Market Prices and Scores of Recent Vintages



Market Price Index





Breakdown of buyer geography

| | United States | United Kingdom | Europe | Asia |
|----------------------|---------------|----------------|--------|-------|
| Past month share (%) | 0.0% | 0.0% | 56.1% | 43.9% |
| Past year share (%) | 3.8% | 14.7% | 45.9% | 35.6% |

Prices (£/12x75)

| Vintage | Market Price | Ex-London | MP to ex-Lon. | Ex-neg. | MP to ex-neg. | Ex-chât. | MP to ex-chât. |
|---------|--------------|-----------|---------------|---------|---------------|----------|----------------|
| 2023 | £528 | £660 | -20.0% | £540 | -2.1% | £450 | 17.4% |
| 2022 | £630 | £792 | -20.5% | £673 | -6.3% | £560 | 12.4% |
| 2021 | £459 | £684 | -32.9% | £578 | -20.5% | £481 | -4.6% |
| 2020 | £599 | £670 | -10.6% | £583 | 2.8% | £486 | 23.3% |
| 2019 | £602 | £624 | -3.5% | £515 | 16.9% | £429 | 40.3% |
| 2018 | £653 | £732 | -10.8% | £634 | 3.0% | £528 | 23.6% |
| 2017 | £660 | £624 | 5.8% | £531 | 24.3% | £443 | 49.1% |
| 2016 | £746 | £600 | 24.3% | £524 | 42.4% | £437 | 70.9% |
| 2015 | £695 | £480 | 44.8% | £405 | 71.6% | £339 | 105.0% |
| 2014 | £752 | £324 | 132.1% | £291 | 158.5% | £242 | 210.2% |
| 2013 | £691 | £330 | 109.4% | £292 | 137.0% | £243 | 184.4% |
| 2012 | £727 | £340 | 113.8% | £316 | 129.9% | £265 | 174.1% |
| 2011 | £692 | £378 | 83.1% | £348 | 99.0% | £290 | 138.8% |
| 2010 | £840 | £530 | 58.5% | £508 | 65.3% | £423 | 98.4% |
| 2009 | £805 | £400 | 101.2% | £364 | 121.0% | £304 | 165.2% |
| 2008 | £702 | £240 | 192.5% | £226 | 210.8% | £188 | 273.0% |

Prices (€/1x75)

| Vintage | Market Price | Ex-London | MP to ex-Lon. | Ex-neg. | MP to ex-neg. | Ex-chât. | MP to ex-chât. |
|---------|--------------|-----------|---------------|---------|---------------|----------|----------------|
| 2023 | €53 | €65 | -18.3% | €53 | 0.0% | €44 | 20.0% |
| 2022 | €63 | €76 | -17.4% | €65 | -2.8% | €54 | 16.7% |
| 2021 | €46 | €67 | -31.3% | €56 | -18.6% | €47 | -2.3% |
| 2020 | €60 | €65 | -7.6% | €56 | 6.2% | €47 | 27.4% |
| 2019 | €60 | €58 | 3.5% | €48 | 25.4% | €40 | 50.5% |
| 2018 | €65 | €69 | -5.7% | €60 | 8.8% | €50 | 30.6% |
| 2017 | €66 | €59 | 11.5% | €50 | 31.0% | €42 | 57.1% |
| 2016 | €75 | €58 | 29.2% | €50 | 48.0% | €42 | 77.6% |
| 2015 | €70 | €51 | 36.3% | €43 | 61.6% | €36 | 93.1% |
| 2014 | €75 | €37 | 100.9% | €34 | 123.8% | €28 | 168.6% |
| 2013 | €69 | €34 | 103.5% | €30 | 130.3% | €25 | 176.4% |
| 2012 | €73 | €33 | 118.2% | €31 | 134.5% | €26 | 179.6% |
| 2011 | €69 | €39 | 76.9% | €36 | 92.2% | €30 | 130.7% |
| 2010 | €84 | €50 | 67.8% | €48 | 75.0% | €40 | 110.0% |
| 2009 | €80 | €40 | 103.6% | €36 | 123.6% | €30 | 168.3% |
| 2008 | €70 | €23 | 205.9% | €22 | 225.0% | €18 | 290.0% |

