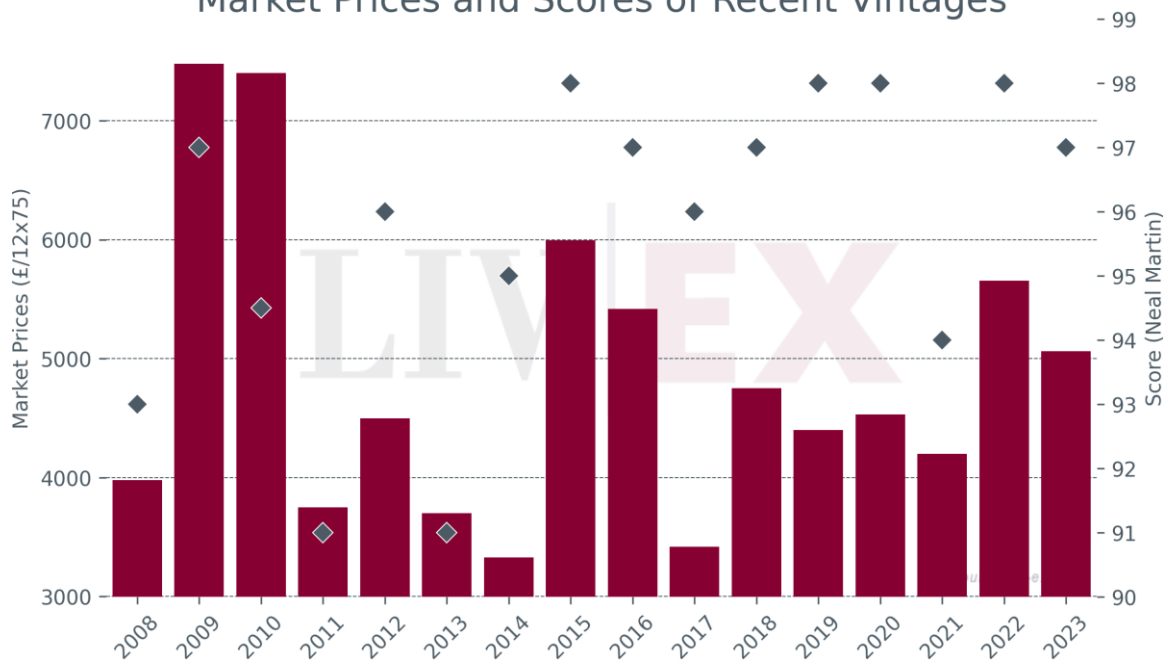


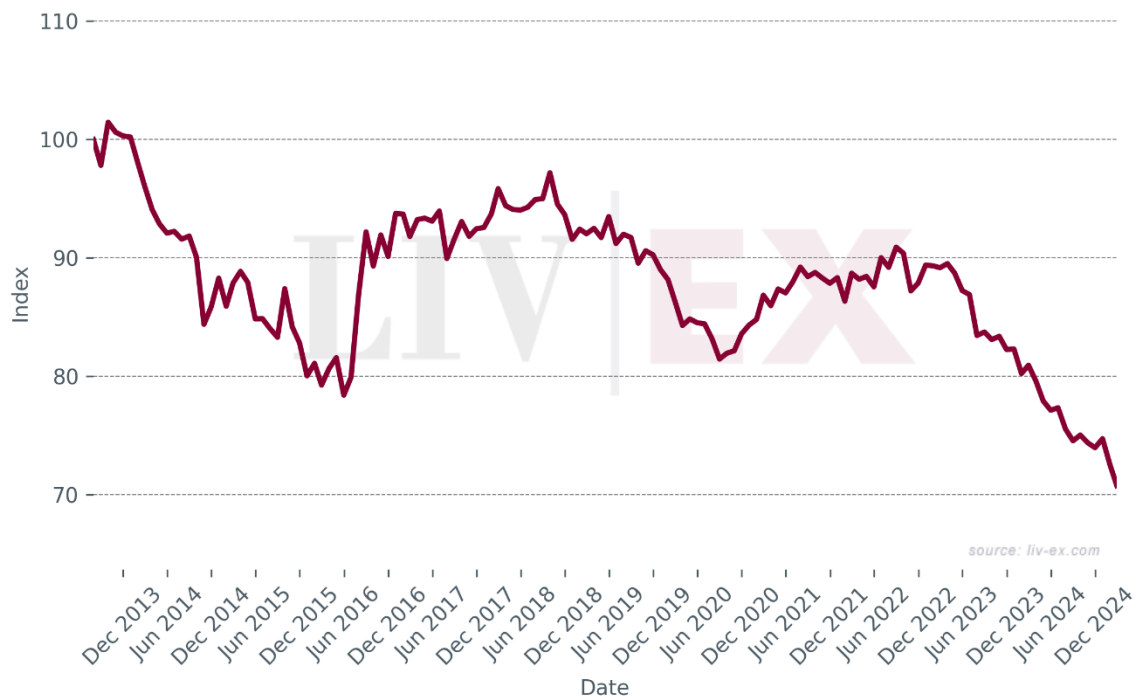
## Château Ausone

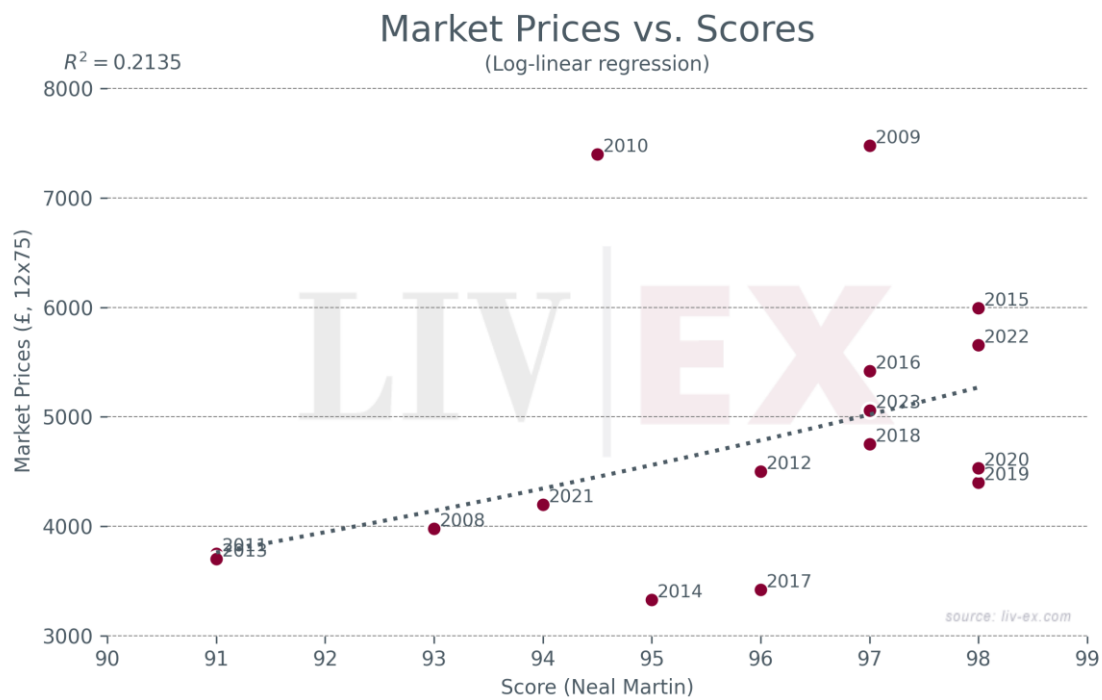
- Since January 2024, Ausone has accounted for 0.45% of all trade value
- **2011** is its top-traded vintage by value, having traded nearly twice as much as the second-top traded vintage (**2016**)
- Château Ausone ranked no.67 in the **2024 Power 100**, up 8 places on 2023

### Market Prices and Scores of Recent Vintages



### Market Price Index





### Breakdown of buyer geography

	United States	United Kingdom	Europe	Asia
Past month share (%)	0.0%	29.2%	70.8%	0.0%
Past year share (%)	31.1%	21.9%	39.5%	7.5%

## Prices (£/12x75)

Vintage	Market Price	Ex-London	MP to ex-Lon.	Ex-neg.	MP to ex-neg.	Ex-chât.	MP to ex-chât.
<a href="#">2023</a>	£5,061	£5,280	-4.1%	£4,414	14.6%	£3,679	37.6%
<a href="#">2022</a>	£5,657	£6,800	-16.8%	£5,864	-3.5%	£4,878	16.0%
<a href="#">2021</a>	£4,200	£6,000	-30.0%	£5,120	-18.0%	£4,301	-2.4%
<a href="#">2020</a>	£4,532	£5,900	-23.2%	£5,166	-12.3%	£4,340	4.4%
<a href="#">2019</a>	£4,400	£5,280	-16.7%	£4,505	-2.3%	£3,754	17.2%
<a href="#">2018</a>	£4,750	£7,000	-32.1%	£5,970	-20.4%	£4,966	-4.4%
<a href="#">2017</a>	£3,420	£5,640	-39.4%	£5,058	-32.4%	£4,215	-18.9%
<a href="#">2016</a>	£5,420	£7,250	-25.2%	£6,112	-11.3%	£5,093	6.4%
<a href="#">2015</a>	£5,995	£5,600	7.1%	£5,085	17.9%	£4,237	41.5%
<a href="#">2014</a>	£3,330	£3,430	-2.9%	£3,117	6.8%	£2,597	28.2%
<a href="#">2013</a>	£3,700	£3,250	13.8%	£2,915	26.9%	£2,429	52.3%
<a href="#">2012</a>	£4,500	£3,950	13.9%	£3,622	24.2%	£3,061	47.0%
<a href="#">2011</a>	£3,750	£5,500	-31.8%	£4,830	-22.4%	£4,154	-9.7%
<a href="#">2010</a>	£7,400	£13,200	-43.9%	£11,856	-37.6%	£10,057	-26.4%
<a href="#">2009</a>	£7,480	£12,500	-40.2%	£9,713	-23.0%	£8,094	-7.6%
<a href="#">2008</a>	£3,980	£7,000	-43.1%	£3,764	5.7%	£3,137	26.9%

## Prices (€/1x75)

Vintage	Market Price	Ex-London	MP to ex-Lon.	Ex-neg.	MP to ex-neg.	Ex-chât.	MP to ex-chât.
<a href="#">2023</a>	€506	€517	-2.1%	€432	17.2%	€360	40.6%
<a href="#">2022</a>	€566	€655	-13.7%	€565	0.1%	€470	20.4%
<a href="#">2021</a>	€420	€586	-28.3%	€500	-16.0%	€420	0.0%
<a href="#">2020</a>	€453	€571	-20.6%	€500	-9.4%	€420	7.9%
<a href="#">2019</a>	€440	€492	-10.6%	€420	4.8%	€350	25.7%
<a href="#">2018</a>	€475	€662	-28.3%	€565	-15.9%	€470	1.1%
<a href="#">2017</a>	€342	€535	-36.1%	€480	-28.7%	€400	-14.5%
<a href="#">2016</a>	€542	€697	-22.3%	€588	-7.8%	€490	10.6%
<a href="#">2015</a>	€600	€595	0.8%	€540	11.0%	€450	33.2%
<a href="#">2014</a>	€333	€396	-15.9%	€360	-7.5%	€300	11.0%
<a href="#">2013</a>	€370	€334	10.6%	€300	23.3%	€250	48.0%
<a href="#">2012</a>	€450	€387	16.2%	€355	26.8%	€300	50.0%
<a href="#">2011</a>	€375	€569	-34.1%	€500	-25.0%	€430	-12.8%
<a href="#">2010</a>	€740	€1,247	-40.7%	€1,120	-33.9%	€950	-22.1%
<a href="#">2009</a>	€748	€1,235	-39.5%	€960	-22.1%	€800	-6.5%
<a href="#">2008</a>	€398	€669	-40.5%	€360	10.6%	€300	32.7%